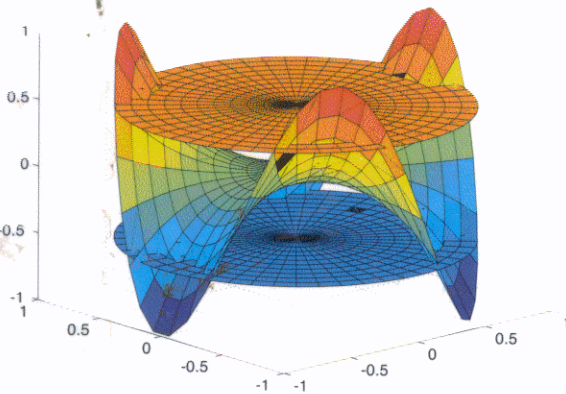
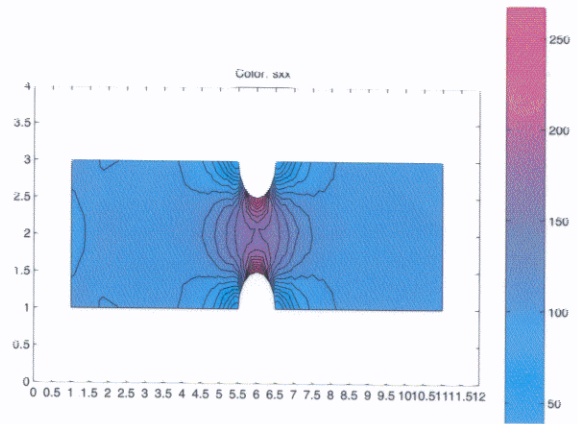
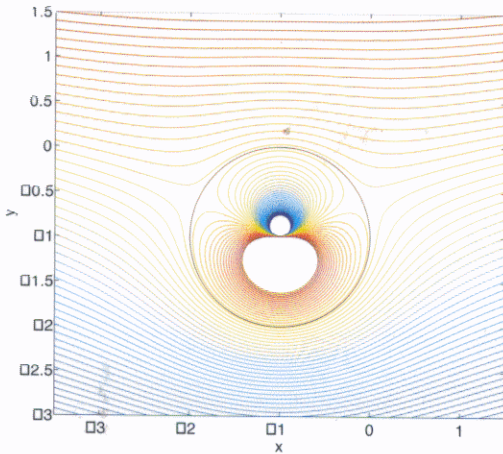


An Engineer's Guide to MATLAB®



EDWARD B. MAGRAB

SHAPOUR AZARM

BALAKUMAR BALACHANDRAN

JAMES DUNCAN

KEITH HEROLD

GREGORY WALSH

CONTENTS

Preface xiii

1 Introduction *Edward B. Magrab* 1

- 1.1 Introduction 1
- 1.2 Ways to Use MATLAB 1
- 1.3 Creating Variable Names 3
- 1.4 Management of Variables 3
- 1.5 Accessing Scripts and Function Files 4
- 1.6 Command Window Management 4
- 1.7 Script and Function Output to the Command Window 5
 - 1.7.1 Online Help 6
- 1.8 Basic MATLAB Syntax 6
- 1.9 Some Suggestions on How to Use MATLAB 8
 - Exercises 9
 - Appendix A Summary of MATLAB Special Characters 13

2 Matrices and MATLAB *Edward B. Magrab* 15

- 2.1 Introduction 15
- 2.2 Matrices and Vectors 16
 - 2.2.1 Square Matrix 16
 - 2.2.2 Diagonal Matrix 16
 - 2.2.3 Column and Row Matrices (Vectors) 17
 - 2.2.4 Transpose of a Matrix and a Vector 18
- 2.3 Creation of Vectors 19
- 2.4 Creation of Matrices 24
- 2.5 Dot Operations 35
- 2.6 Mathematical Operation with Matrices 41
 - 2.6.1 Addition and Subtraction 41
 - 2.6.2 Multiplication 41
 - 2.6.3 Matrix Inverse 53
 - 2.6.4 Determinants 54
 - 2.6.5 Solution of a System of Equations 57
- Exercises 59

3 Data Input/Output *Edward B. Magrab* 69

- 3.1 Strings (Literals) and Annotated Output 69
- 3.2 Entering Data with input 75

- 3.2.1 Entering a Scalar 75
- 3.2.2 Entering a String 76
- 3.2.3 Entering a Vector 76
- 3.2.4 Entering a Matrix 77
- 3.3 Input/Output Data Files 77
 - Exercises 80

4 Program Flow Control *Edward B. Magrab* 81

- 4.1 Introduction 81
- 4.2 Control of Program Flow 83
 - 4.2.1 while Loop 83
 - 4.2.2 If Statements 84
 - 4.2.3 For Loop 86
 - 4.2.4 Early Termination of Either a for or while Loop 91
 - 4.2.5 Switch Statement 91
- 4.3 Two Applications of Program Control Structures 93
 - 4.3.1 Generation of a 2^k Factorial Table 93
 - 4.3.2 Multiple Root Finding Using Interval Halving 95
 - Exercises 97

5 Functions *Edward B. Magrab* 101

- 5.1 Introduction 102
 - 5.1.1 Why Use Functions 102
 - 5.1.2 Naming Functions 102
 - 5.1.3 Length of Functions 103
 - 5.1.4 Debugging Functions 103
- 5.2 The Function File 103
 - 5.2.1 Form #1: Input Arguments Individually Identified and One Output Variable 104
 - 5.2.2 Form #2: Input Arguments Represented as a Vector and One Output Variable 106
 - 5.2.3 Form #3: Input Arguments Represented as a Vector and Each Output Variable Individually Identified 106
 - 5.2.4 Two Special Cases 108
- 5.3 inline 108
- 5.4 Creating Functions That Use feval (Function of Functions) 109
- 5.5 MATLAB Functions That Use feval 110
 - 5.5.1 Zeros of Functions—fzero, and roots/poly 111
 - 5.5.2 Numerical Integration—quad8, trapz, and polyarea 117
 - 5.5.3 Local Minimum of a Function—fminbnd 120
 - 5.5.4 Numerical Solution of Ordinary Differential Equations—ode45 122
 - 5.5.5 Numerical Solutions of Nonlinear Equations—fsolve 131
- 5.6 Examples of Several Other MATLAB Functions 132

- 5.6.1 Fitting Data With Polynomials—`polyfit/polyval` 132
- 5.6.2 Interpolation of Data—`interp1` 134
- 5.6.3 Fitting Data with `spline` 136
- 5.6.4 Digital Signal Processing—`fft` and `ifft` 138
- Exercises** 144

6 2D Graphics *Edward B. Magrab* 159

- 6.1 Introduction 159
- 6.2 Basic 2D Plotting Commands 163
 - 6.2.1 Points 163
 - 6.2.2 Lines 163
 - 6.2.3 Circles 166
 - 6.2.4 Function vs. Function 166
 - 6.2.5 Family of Curves 167
 - 6.2.6 Multiple Functions on One Figure 170
- 6.3 Graph Annotation and Visual Enhancement 172
 - 6.3.1 Axes and Curve Labels, Figure Titles, Legends, Text, and Other Attributes 172
 - 6.3.2 Repeating Curves: Display of $\cot(x)$ From $0 \leq x \leq \pi$ 180
 - 6.3.3 Polar Plot: Far Field Radiation Pattern of a Sound Source 182
 - 6.3.4 Multiple Figures: Spectral Plot of a Periodic Pulse Train and a Single Pulse 184
 - 6.3.5 Multiple Curves: Notch Sensitivity for Steel 186
 - 6.3.6 Multiple Curves with Different *y*-axes: `plotyy` 188
 - 6.3.7 Reading Numerical Values from Graphs: `ginput` 189
 - 6.3.8 Area Fill Using Random Numbers 191
 - Exercises** 192

7 3D Graphics *Edward B. Magrab* 207

- 7.1 Lines in 3D 207
- 7.2 Surfaces 210
- Exercises** 232

8 Design of Machine Elements *Edward B. Magrab* 239

- 8.1 Vectors, Forces, and the Equilibrium of Rigid Bodies 239
- 8.2 Stresses and Deflections in Beams, Columns, and Shafts 250
 - 8.2.1 Statically Determinate Beams 250
 - 8.2.2 Beams with Overhangs 261
 - 8.2.3 Buckling of Columns 263
 - 8.2.4 Shafts Subjected to Alternating Loads 265
- 8.3 Stresses in Spur Gears 271
- 8.4 Kinematics of a Four-Bar Linkage 280
 - 8.4.1 Position and Velocity of the Links 280
 - 8.4.2 Synthesis of a Four-bar Linkage 285

- 8.5 Cam Profiles and Synthesis 287
 - 8.5.1 Cam Displacement 287
 - 8.5.2 Translating Flat-Face Follower 290
 - 8.5.3 Translating Offset Roller Follower 293
 - 8.5.4 Cam Radius of Curvature 295
- 8.6 Hydrodynamic Bearings 297
- 8.7 PDE Toolbox and the Stress Concentration Factor for Notches in a Thin Plate 301
 - Exercises 309

9 Dynamics and Vibrations *Balakumar Balachandran* 321

- 9.1 Orbital Motions 321
- 9.2 Single-Degree-of-Freedom Systems 324
 - 9.2.1 Introduction 324
 - 9.2.2 Free Oscillations of Linear Systems 326
 - 9.2.3 Free Oscillations of Nonlinear Systems 332
 - 9.2.4 Forced Oscillations of Linear and Nonlinear Systems 338
 - 9.2.5 Frequency Response and the Response to Step and Impulse Excitations 341
- 9.3 Multi-Degree-of-Freedom Systems 347
 - 9.3.1 Free Oscillations 347
 - 9.3.2 Forced Oscillations and The Vibration Absorber 353
- 9.4 Vibrations of Thin Beams 357
 - 9.4.1 Beams with Uniform Cross Section 357
 - 9.4.2 Beams with Variable Cross Section 366
 - 9.4.3 Beam Carrying a Concentrated Mass 368
 - Exercises 372
 - Appendix B Beam Functions Used in Section 9.4 381

10 Control Systems *Gregory C. Walsh* 391

- 10.1 Introduction to Control System Design 392
 - 10.1.1 Tools for Controller Design 392
 - 10.1.2 Naming and File Conventions 393
- 10.2 Representations of Systems in MATLAB 394
 - 10.2.1 State-Space Models 395
 - 10.2.2 Transfer-Function Representation 401
 - 10.2.3 Discrete-Time Models 403
 - 10.2.4 Block Diagrams 406
 - 10.2.5 Conversion between Representations 410
- 10.3 Response of Systems 411
 - 10.3.1 Simulation 411
 - 10.3.2 Estimating Response from Poles and Zeros 415
- 10.4 Design Tools 423
 - 10.4.1 Design Criteria 424
 - 10.4.2 Design Tools 427
- 10.5 Design Examples 437

- 10.5.1 Notch Control of a Flexible Pointer 438
- 10.5.2 PID Control of a Magnetic Suspension System 445
- 10.5.3 Lead Control of an Inverted Pendulum 454
- 10.5.4 Control of a Magnetically Suspended Flywheel 461
- Exercises** 470

11 Fluid Mechanics *James H. Duncan* 479

- 11.1 Hydrostatics 479
 - 11.1.1 Pressure Distribution in the Standard Atmosphere 480
 - 11.1.2 Force on a Planar Gate 481
- 11.2 Internal Viscous Flow 486
 - 11.2.1 Laminar Flow in a Horizontal Pipe with Various Cross Sections 486
 - 11.2.2 Downward Flow in a Vertical Pipe 489
 - 11.2.3 Three-Reservoir Problem 490
- 11.3 External Flow 493
 - 11.3.1 Boundary Layer on an Infinite Plate Started Suddenly from Rest 493
 - 11.3.2 Blasius Boundary Layer 494
 - 11.3.3 Potential Flow 497
- Exercises** 505

12 Heat Transfer *Keith E. Herold* 517

- 12.1 Heat Conduction 518
 - 12.1.1 Transient Heat Conduction in a Semi-Infinite Slab with Surface Convection 518
 - 12.1.2 Transient Heat Conduction in an Infinite Solid Cylinder with Convection 519
 - 12.1.3 Transient One-Dimensional Conduction with a Heat Source 521
- 12.2 Sizing of Shell and Tube Heat Exchangers 525
- 12.3 Convection Heat Transfer 536
 - 12.3.1 Thermal Boundary Layer on a Flat Plate—Similarity Solution 536
 - 12.3.2 Natural Convection Similarity Solution 541
 - 12.3.3 Temperature Distribution in a Printed Circuit Board 548
- 12.4 Radiation Heat Transfer 550
 - 12.4.1 Radiation View Factor—Differential Area to Arbitrary Rectangle in Parallel Planes 550
 - 12.4.2 View Factor between Two Rectangles in Parallel Planes 555
 - 12.4.3 Enclosure Radiation with Diffuse Gray Walls 558
 - 12.4.4 Transient Radiation Heating of a Plate in a Furnace 561
- Exercises** 562

13 Optimization *Shapour Azarm* 571

- 13.1 Definition, Formulation, and Graphical Solutions 571
 - 13.1.1 Introduction 571
 - 13.1.2 Graphical Solution 572
- 13.2 Linear Programming 574
- 13.3 Nonlinear Programming 576
 - 13.3.1 Unconstrained Methods 577
 - 13.3.2 Fitting Curves to Data 578
 - 13.3.3 Least Squares 580
- 13.4 Single-Objective Constrained Methods 582
 - 13.4.1 Constrained Single-Variable Method 582
 - 13.4.2 Constrained Multi-Variable Method 583
 - 13.4.3 Quadratic Programming 593
 - 13.4.4 Semi-Infinitely Constrained Method 594
- 13.5 Multiobjective Optimization 597
 - Exercises 605

14 Engineering Statistics *Edward B. Magrab* 619

- 14.1 Descriptive Statistical Quantities 619
- 14.2 Probability Distributions 626
 - 14.2.1 Discrete Distributions 626
 - 14.2.2 Continuous Distributions 629
- 14.3 Confidence Intervals 640
- 14.4 Hypothesis Testing 644
- 14.5 Linear Regression 649
 - 14.5.1 Simple Linear Regression 649
 - 14.5.2 Multiple Linear Regression 652
- 14.6 Design of Experiments 659
 - 14.6.1 Single-Factor Experiments: Analysis of Variance 659
 - 14.6.2 Multiple-Factor Experiments 662
- Exercises 674

Index 685