

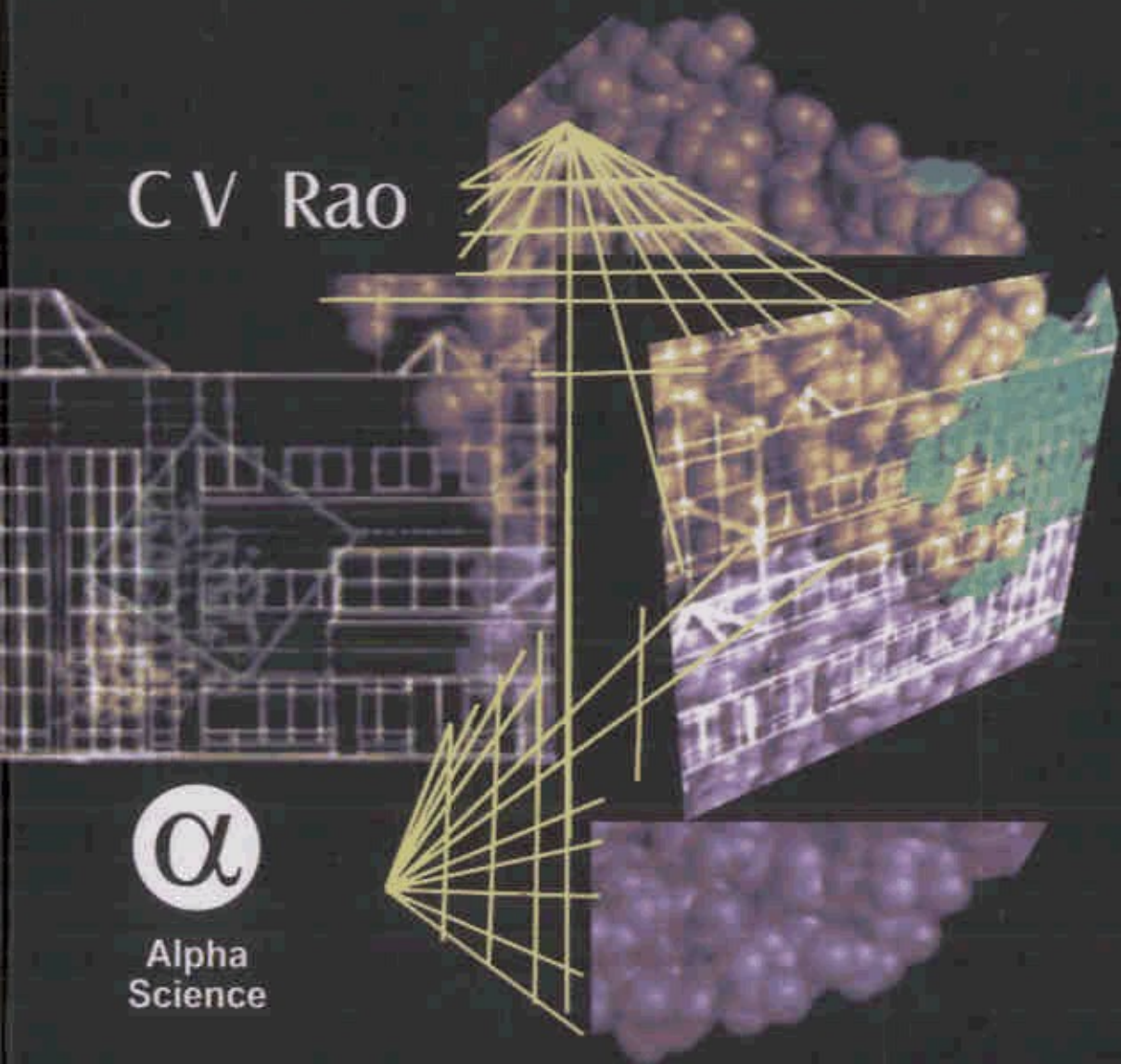
# Immunology

A Textbook

C V Rao




Alpha  
Science



# **Contents**

---

<i>Preface</i>	<i>vii</i>
<i>Acknowledgments</i>	<i>ix</i>
<b>1. Introduction</b>	<b>1</b>
Origin of Immune System in Invertebrate	4
Immune System in the Beginning	4
Origin of Vertebrate Immune System	7
Two Parts of the Immune System	8
Exercise	12
<b>2. Innate Immunity</b>	<b>13</b>
Non-Immunological Surface Protective Mechanisms (Anatomical Barriers)	14
Antimicrobial Peptides in Mammalian System	15
Immunogenic Innate Immune Response (Physiologic Barrier)	16
Innate Immune Response against Blood Group Antigens	17
Innate Immune Response through Alternate Pathway of Complement	17
Macrophage	18
Endocytosis	19
Phagocytosis	20
Chemokines	21
Interferons in Innate Immune Response	21
Natural Killer Cells (NK Cells) in Innate Immune Response	22
Contribution of T-Cells Bearing $\gamma\delta$ T-Cell Receptors to Innate Immune Response	22
CD5-B cell in Innate Immune Response	22
Inflammatory Response as Barrier	22
Mast Cells and their Role in Innate Immunity	24
Mechanism of Innate Immune Recognition	25
Control of Effector Cytokines by Innate Immune System	26
Exercise	26
<b>3. Acquired Immunity</b>	<b>27</b>
Naturally Acquired Passive Immunity	27
Artificially Acquired Passive Immunity	28
Naturally Acquired Active Immunity	29
Artificially Acquired Active Immunity	29
Acquired Immune Memory	31




Specificity of Acquired Immunity	32
Co-Stimulatory Molecules of Acquired Immune Response	32
Cells Involved in Immune System	33
Antigen Presenting Cells	36
Factors Affecting Immune System	36
Nutrition and Immunity	37
<i>Exercise</i>	38
<b>4. Cells and Organs of Immune System</b>	<b>39</b>
Cells of the Immune System	40
B-Lymphocytes	40
T-Lymphocytes	42
Null Cells	43
Mononuclear Phagocytes	43
Granulocytes	45
Neutrophils	45
Eosinophil	47
Basophil	47
Mast Cells	48
Dendritic Cells	48
Organs of the Immune System	49
Primary Lymphoid Organs	49
Thymus	49
Bone Marrow	50
Lymphatic System	51
Secondary Lymphoid Organ	52
Lymph Node	52
Spleen	53
Mucosal Associated Lymphoid Tissue (MALT)	54
Functions of IEL	55
Lamina Propria T Cells (LP T Cells)	56
Functions of LP T Cells	57
Coordinated Functions of the Intestinal Mucosal Immune System	58
Cutaneous Associated Lymphoid Tissue	60
<i>Exercise</i>	62
<b>5. Antigens or Immunogens</b>	<b>63</b>
Types of Antigens	63
General Properties of Antigens	64
Role Played by Biological System in the Immunogenicity	67
Adjuvants	68
Antigenic Determinants or Epitopes	69
Haptens	69
Superantigens	71
<i>Exercise</i>	71
<b>6. Major and Minor Histocompatibility Complex</b>	<b>72</b>
Inheritance of HLA System, Location and Functions	73

Structure of MHC Molecules	75
Peptide Interaction with MHC Molecule	78
Genetic Polymorphism of Class I, II and III MHC Molecules	79
Cellular Distribution and Regulation of MHC Expression	80
MHC and Immune Responsiveness	81
MHC and Susceptibility to Infectious Diseases	81
Minor Histocompatibility (H) Antigens	82
Identification of Minor H Antigens and their Genes	83
<i>Exercise</i>	84
<b>7. Antibodies (Immunoglobulins)</b>	<b>85</b>
Immunoglobulin Structure and Function	85
Antigenic Determinants on Immunoglobulins	90
Immunoglobulin Classes	92
Immunoglobulin G ( $\gamma$ Globulin G or IgG)	92
Immunoglobulin M ( $\gamma$ -Globulin M or IgM)	93
Immunoglobulin A ( $\gamma$ -Globulin A or IgA)	94
Immunoglobulin E ( $\gamma$ -Globulin E or IgE)	97
Immunoglobulin D ( $\gamma$ -Globulin D or IgD)	97
<i>Exercise</i>	100
<b>8. Antigen-Antibody Interactions</b>	<b>101</b>
Precipitin Reactions	103
Immunodiffusion (Ouchterlony Technique)	103
Radial Immunodiffusion (Mancini Method)	105
Rocket Immunoelectrophoresis	105
Two-Dimensional Immunoelectrophoresis	106
Counter Current Immunoelectrophoresis	108
Immunoelectrophoresis	109
Agglutination Reaction	110
Coomb's Test	111
Complement Fixation Test	112
Radioimmunoassay (RIA)	114
Enzyme Linked Immunosorbent Assay (ELISA)	116
Immunofluorescence	116
Western Blotting	119
Experimental Assessment of Humoral Immunity	119
Direct Hemolytic Plaque Assay	119
Elispot Assay	120
<i>Exercise</i>	121
<b>9. Immunoglobulin Genes—Organization and Expression</b>	<b>122</b>
Genetic Model for Immunoglobulin Structure	123
Organization of Immunoglobulin (Ig) Genes	124
Gene Rearrangements in Variable Region	126
Mechanism of Variable Region DNA Rearrangements	128
Allelic Exclusion	131
Generation of Antibody Diversity	131



Expression of Ig Genes	138
Regulation of Ig Gene Transcription	139
<i>Exercise</i>	141
<b>10. B-Cell and T-Cell Maturation, Activation and Differentiation</b>	<b>142</b>
B-Cell Maturation, Activation and Differentiation	142
B-Cell Maturation	143
Bone Marrow Microenvironment	143
Ig – Gene Rearrangements and Formation of Pre-B Cell Receptors	143
Selection of Immature Self-reactive B Cells	145
B-Cell Activation and Proliferation	146
Overview of the Major Pathways of BCR Signaling	149
Role of Btk in B Cell Development and Signaling	150
B-Cell Coreceptor Complex	150
Role of T <sub>H</sub> Cells in Humoral Response	151
Formation of T and B Cell Conjugate	151
B-Cell Differentiation	153
T-Cell Maturation, Activation and Differentiation	155
T-Cell Maturation	156
Discrete Stages in Early T Cell Development	156
The Role of the Thymic Environment in Early T Cell Development	159
Thymic Selection of the T Cell Repertoire	160
T Cell Activation	162
TCR Coupled Signal Transduction	162
Redox Signaling Mechanism in T Cell Activation	162
IL-2 Signaling and the Activation of Proliferation of T Cells	167
Co-stimulation in T Cell Responses	167
Altered Peptide Ligands as Antagonists or Partial Agonists	169
T Cell Clonal Anergy	169
Evidence for Transcriptional Repression in Anergy	169
Superantigen-induced T Cell Activation	170
Differences in Costimulatory Signals among Antigen Presenting Cells	171
$\gamma\delta$ T Cells and their Function	171
<i>Exercise</i>	172
<b>11. T-Cell and B-Cell Receptors</b>	<b>173</b>
Structure of T-Cell Receptor	173
TCR Multigene Families	174
T-Cell Receptor Complex (TCR – CD3)	178
T Cell Accessory Membrane Molecules	179
Ternary TCR-Peptide-MHC Complex	180
B-Cell Receptors	183
<i>Exercise</i>	188
<b>12. Antigen Processing and Presentation</b>	<b>189</b>
Self-MHC Restriction of T Cells	190
Cytosolic Pathway of Antigen Presentation	191
Endocytic Pathway of Exogenous Antigen Presentation	193
<i>Exercise</i>	195

<b>13. Effector Responses of Cell-Mediated and Humoral Immunity</b>	<b>196</b>
Effector Response of Cell-Mediated Branch	196
Properties of Effector T cells	197
Cell-Mediated Direct Cytotoxic Response	198
Cytotoxic T Lymphocytes (CTLs)	198
NK Cell-Mediated Cytotoxicity	200
Antibody-Dependent Cell-Mediated Cytotoxicity (ADCC)	201
Delayed-Type Hypersensitivity	202
Detection of Cell-Mediated Immunity	202
Effector Response of the Humoral Branch	204
Detection of Humoral Immune Response	205
Regulation of Immune Effector Response	206
Immunological Memory	210
Factors Controlling the Long-term Survival of Memory Cells	212
Requirement for Cell-Cell Communication	212
<i>Exercise</i>	213
<b>14. Cytokines</b>	<b>214</b>
General Properties of Cytokines	215
Functions of Cytokines	216
Cytokines that Stimulate Haematopoiesis	216
Cytokines that Mediate Innate Immunity	218
The Role of Chemokines in Infectious Diseases	222
Cytokines that Regulate Lymphocyte Activation, Growth and Differentiation	223
Cytokines that Regulate Immune Mediated Inflammation	228
Cytokine Related Diseases	232
<i>Exercise</i>	233
<b>15. Complement System</b>	<b>234</b>
The Complement Components	234
Classical Complement Pathway	235
Alternative Complement Pathway	237
Lectin Pathway of Complement	237
Consequences of Complement Activation	241
Evasion of Complement—Mediated Damage by Microbes	243
Complement Deficiencies	243
<i>Exercise</i>	244
<b>16. Vaccines</b>	<b>245</b>
Active Immunization through Designing Vaccines	246
Vaccines from Whole Organisms	247
Polysaccharide Vaccines	249
Outer Membrane Protein Vaccines	251
Vaccines in the Form of Toxoids	252
Vaccines from Recombinant Vectors	252
DNA as Vaccines	254
Vaccines from Synthetic Peptides	256
<i>Exercise</i>	259



<b>17. Immune Response to Infectious Diseases</b>	<b>260</b>
Viral Infection and Immunity	260
Cell-Mediated Immune Response against Virus	261
Viral Strategies of Immune Evasion	264
Immune Response against Bacterial Infection	267
Immune Response against Protozoan Parasites	270
Immune Response against Helminthine Parasites	273
B-cell Effector Mechanisms against Chronic Infections	275
Exercise	276
<b>18. Hypersensitivity</b>	<b>277</b>
Type I-IgE-Mediated Hypersensitivity	278
Allergens	279
Basophils and Mast Cells	281
Mechanism of IgE-Mediated Degranulation	282
Mediators of Type I Reactions	282
Consequences of Type I Reactions	284
Passive Transfer Anaphylaxis	285
Cutaneous Anaphylaxis	285
Localized Anaphylaxis	286
Infantile Eczema or Atopic Dermatitis or Allergic Eczema	288
Late Phase Reaction	288
Detection of Type I Hypersensitivity	289
Treatment of Type I Hypersensitivity	289
Type II Hypersensitivity or Antibody Mediated Cytotoxic Hypersensitivity	290
Type III-Immune Complex Mediated or Antibody-Antigen Complex Mediated Hypersensitivity	291
Type IV-Delayed Type Hypersensitivity or T <sub>DTH</sub> Mediated Hypersensitivity	294
Type V-Stimulatory Hypersensitivity	297
Exercise	297
<b>19. Transplantation Immunology</b>	<b>298</b>
Immunology of Graft Rejection	299
Methods of Graft Rejection	299
Precautions against Graft Rejection	300
Methods for Tissue Typing	301
Graft Versus Host Disease or (Reaction) (GVHD)	302
Mechanism of Graft Rejection	304
CD40 in Allograft Rejection	306
Tissue and Organ Transplantation	307
Immunosuppressive agents	308
Strategies to Induce Graft Acceptance or Tolerance by Manipulating CD40	310
Specific Immunosuppressive Therapy during Transplantation	311
Immunology of Tolerance	313
Tolerance in Tetraparental (Allophenic) Mice	314
Non-Autoreactive Nature of Positively Selected T Cells	315
APL (Altered Peptide-Ligand) Concept: Nature of Selecting Antigens	317

The Adaptation Concept: Nature of the Immature T Cells	318
Anergy Concept: Nature of APC	319
Active Termination of T Cell Immune Response	322
<i>Exercise</i>	324
<b>20. Immunology of Tumors</b>	<b>326</b>
Clinical Evidence of Immune Response in Malignancy	326
Tumor Antigens	327
Tumor Antigens Recognized by T- Lymphocytes	328
Tumor Antigens Defined by Xenogenic Antibodies	333
Immune Response to Tumor Antigens	334
Immunological Surveillance	336
Immune Therapy of Cancer	337
Evasion of Immune Response by Tumors	343
<i>Exercise</i>	344
<b>21. Autoimmune Diseases</b>	<b>345</b>
Organ-Specific Autoimmune Diseases	345
Diseases Mediated by Direct Cellular Damage	346
Diseases Mediated by Stimulating or Blocking Antibodies	347
Systemic Autoimmune Diseases	348
Insight into Mechanism of Autoimmune Disease based on Clinical Findings	349
Autoantibodies to T Cell Receptors	352
Cell and Nuclear Penetration by Autoantibodies	352
Treatment of Autoimmune Diseases	352
Experimental Therapeutic Approach	353
<i>Exercise</i>	354
<b>22. Immunodeficiency Diseases</b>	<b>355</b>
Phagocytic Deficiencies	355
Defective Phagocytic Functions	358
Humoral Deficiencies	359
Cell -mediated Deficiencies	360
Combined Immunodeficiencies	361
<i>Exercise</i>	363
<b>Glossary</b>	<b>364</b>
<b>Index</b>	<b>386</b>