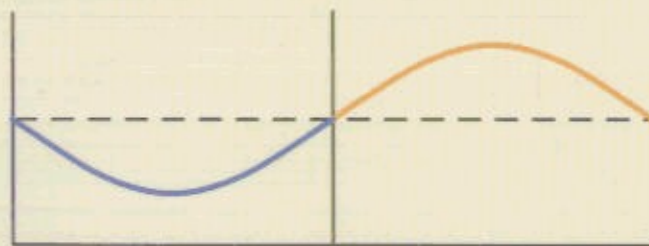
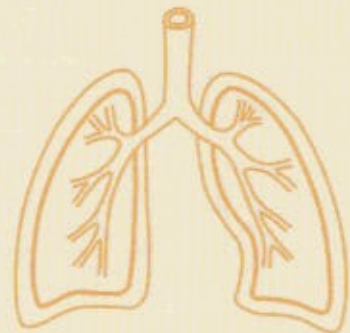
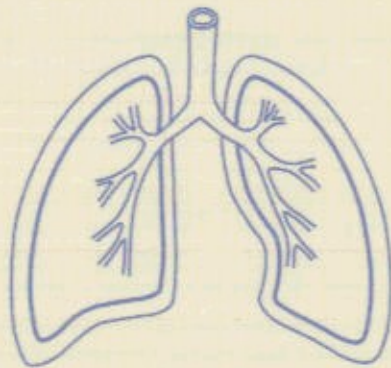


Pearson International Edition

Elaine N. Marieb Katja Hoehn

Anatomy & Physiology

THIRD EDITION



Contents

UNIT ONE Organization of the Body

1 The Human Body: An Orientation 1

An Overview of Anatomy and Physiology 2
Topics of Anatomy • Topics of Physiology • Complementarity of Structure and Function

Levels of Structural Organization 3

Maintaining Life 4

Necessary Life Functions • Survival Needs

Homeostasis 8

Homeostatic Control Mechanisms • Homeostatic Imbalance

The Language of Anatomy 12

Anatomical Position and Directional Terms • Regional Terms
• Anatomical Variability • Body Planes and Sections • Body Cavities and Membranes

2 Chemistry Comes Alive 21

PART 1: Basic Chemistry 22

Definition of Concepts: Matter and Energy 22

Matter • Energy

Composition of Matter: Atoms and Elements 23

Atomic Structure • Identifying Elements • Radioisotopes

How Matter Is Combined: Molecules and Mixtures 27

Molecules and Compounds • Mixtures • Distinguishing Mixtures from Compounds

Chemical Bonds 29

The Role of Electrons in Chemical Bonding • Types of Chemical Bonds

Chemical Reactions 34

Chemical Equations • Patterns of Chemical Reactions

• Energy Flow in Chemical Reactions • Reversibility of Chemical Reactions • Factors Influencing the Rate of Chemical Reactions

PART 2: Biochemistry 37

Inorganic Compounds 37

Water • Salts • Acids and Bases

Organic Compounds 41

Carbohydrates • Lipids • Proteins • Nucleic Acids (DNA and RNA) • Adenosine Triphosphate (ATP)

3 Cells: The Living Units 58

Overview of the Cellular Basis of Life 59

The Plasma Membrane: Structure 60

The Fluid Mosaic Model • Specializations of the Plasma Membrane

The Plasma Membrane: Functions 64

Membrane Transport • Generating and Maintaining a Resting Membrane Potential • Cell-Environment Interactions

The Cytoplasm 78

Cytoplasmic Organelles • Cellular Extensions

The Nucleus 89

The Nuclear Envelope • Nucleoli • Chromatin

Cell Growth and Reproduction 92

The Cell Life Cycle • Protein Synthesis • Other Roles of DNA • Cytosolic Protein Degradation

Extracellular Materials 105

4 Tissue: The Living Fabric 107

Preparing Human Tissue for Microscopy 108

Epithelial Tissue 108

Special Characteristics of Epithelium • Classification of Epithelia • Glandular Epithelia

Chapter 4, continued

Connective Tissue 117

Common Characteristics of Connective Tissue • Structural Elements of Connective Tissue • Types of Connective Tissue

Nervous Tissue 129

Muscle Tissue 129

Covering and Lining Membranes 131

Cutaneous Membrane • Mucous Membranes • Serous Membranes

Tissue Repair 133

Steps of Tissue Repair • Regenerative Capacity of Different Tissues

UNIT TWO Covering, Support, and Movement of the Body

5 The Integumentary System 137

The Skin 138

Epidermis • Dermis • Skin Color

Appendages of the Skin 143

Sweat (Sudoriferous) Glands • Sebaceous (Oil) Glands • Hairs and Hair Follicles • Nails

Functions of the Integumentary System 149

Protection • Body Temperature Regulation • Cutaneous Sensation • Metabolic Functions • Blood Reservoir • Excretion

Homeostatic Imbalances of Skin 150

Skin Cancer • Burns

6 Bones and Skeletal Tissues 155

Skeletal Cartilages 156

Basic Structure, Types, and Locations • Growth of Cartilage

Classification of Bones 156

Functions of Bones 158

Bone Structure 159

Gross Anatomy • Microscopic Anatomy of Bone • Chemical Composition of Bone

Bone Development 164

Formation of the Bony Skeleton • Postnatal Bone Growth

Bone Homeostasis: Remodeling and Repair 168

Bone Remodeling • Bone Repair

Homeostatic Imbalances of Bone 173

Osteomalacia and Rickets • Osteoporosis • Paget's Disease

7 The Skeleton 176

PART 1: The Axial Skeleton 177

The Skull 177

Overview of Skull Geography • Cranium • Facial Bones • Special Characteristics of the Orbits and Nasal Cavity • Paranasal Sinuses • The Hyoid Bone

The Vertebral Column 192

General Characteristics • General Structure of Vertebrae • Regional Vertebral Characteristics

The Thoracic Cage 200

Sternum • Ribs

PART 2: The Appendicular Skeleton 201

The Pectoral (Shoulder) Girdle 202

Clavicles • Scapulae

The Upper Limb 205

Arm • Forearm • Hand

The Pelvic (Hip) Girdle 211

Ilium • Ischium • Pubis • Pelvic Structure and Childbearing

The Lower Limb 215

Thigh • Leg • Foot

8 Joints 222

Classification of Joints 223

Fibrous Joints 223

Sutures • Syndesmoses • Gomphoses

Cartilaginous Joints 224

Synchondroses • Symphyses

Synovial Joints 225

General Structure • Bursae and Tendon Sheaths • Factors Influencing the Stability of Synovial Joints • Movements Allowed by Synovial Joints • Types of Synovial Joints • Selected Synovial Joints

Homeostatic Imbalances of Joints 241

Common Joint Injuries • Inflammatory and Degenerative Conditions

9 Muscles and Muscle Tissue 246

Overview of Muscle Tissues 247

Types of Muscle Tissue • Functional Characteristics of Muscle Tissue • Muscle Functions

Skeletal Muscle 248

Gross Anatomy of a Skeletal Muscle • Microscopic Anatomy of a Skeletal Muscle Fiber • Sliding Filament Model of Contraction • Physiology of a Skeletal Muscle Fiber • Contraction of a Skeletal Muscle • Muscle Metabolism

- Force of Muscle Contraction • Velocity and Duration of Contraction • Effect of Exercise on Muscles

Smooth Muscle 275

- Microscopic Structure of Smooth Muscle Fibers • Contraction of Smooth Muscle • Types of Smooth Muscle

10 The Muscular System 284

Interactions of Skeletal Muscles in the Body 285

Naming Skeletal Muscles 285

Muscle Mechanics: Importance of Fascicle Arrangement and Leverage 286

Arrangement of Fascicles • Lever Systems: Bone-Muscle Relationships

Major Skeletal Muscles of the Body 290

Table 10.1 Muscles of the Head, Part I: Facial Expression 295

Table 10.2 Muscles of the Head, Part II: Mastication and Tongue Movement 298

Table 10.3 Muscles of the Anterior Neck and Throat: Swallowing 300

Table 10.4 Muscles of the Neck and Vertebral Column: Head and Trunk Movements 302

Table 10.5 Muscles of the Thorax: Breathing 306

Table 10.6 Muscles of the Abdominal Wall: Trunk Movements and Compression of Abdominal Viscera 308

Table 10.7 Muscles of the Pelvic Floor and Perineum: Support of Abdominopelvic Organs 310

Table 10.8 Superficial Muscles of the Anterior and Posterior Thorax: Movements of the Scapula 312

Table 10.9 Muscles Crossing the Shoulder Joint: Movements of the Arm 314

Table 10.10 Muscles Crossing the Elbow Joint: Flexion and Extension of the Forearm 317

Table 10.11 Muscles of the Forearm: Movements of the Wrist, Hand, and Fingers 318

Table 10.12 Summary of the Actions of Muscles Acting on the Arm, Forearm, and Hand 322

Table 10.13 Intrinsic Muscles of the Hand: Fine Movements of the Fingers 324

Table 10.14 Muscles Crossing the Hip and Knee Joints: Movements of the Thigh and Leg 327

Table 10.15 Muscles of the Leg: Movements of the Ankle and Toes 333

Table 10.16 Summary of Actions of Muscles Acting on the Thigh, Leg, and Foot 339

Table 10.17 Intrinsic Muscles of the Foot: Toe Movement and Arch Support 341

UNIT THREE Regulation and Integration of the Body

11 Fundamentals of the Nervous System and Nervous Tissue 346

Organization of the Nervous System 347

Histology of Nervous Tissue 348

Neuroglia • Neurons

Neurophysiology 356

Basic Principles of Electricity • The Resting Membrane Potential • Membrane Potentials That Act as Signals • The Synapse • Postsynaptic Potentials and Synaptic Integration • Neurotransmitters and Their Receptors

Basic Concepts of Neural Integration 380

Organization of Neurons: Neuronal Pools • Types of Circuits • Patterns of Neural Processing

12 The Central Nervous System 385

The Brain 386

Embryonic Development • Regions and Organization • Ventricles • Cerebral Hemispheres • Diencephalon • Brain Stem • Cerebellum • Functional Brain Systems

Higher Mental Functions 411

Brain Wave Patterns and the EEG • Consciousness • Sleep and Sleep-Wake Cycles • Language • Memory

Protection of the Brain 418

Meninges • Cerebrospinal Fluid • Blood-Brain Barrier • Homeostatic Imbalances of the Brain

The Spinal Cord 425

Embryonic Development • Gross Anatomy and Protection • Cross-Sectional Anatomy • Spinal Cord Trauma and Disorders

Diagnostic Procedures for Assessing CNS Dysfunction 436

13 The Peripheral Nervous System and Reflex Activity 439

PART 1: Sensory Receptors and Sensation 440

Overview: From Sensation to Perception 440

General Organization of the Somatosensory System

Overview of Sensory Receptors 442

Classification by Stimulus Type • Classification by Location • Classification by Structural Complexity

The Eye and Vision 445

Accessory Structures of the Eye • Structure of the Eyeball • Physiology of Vision

Chapter 13, continued

The Chemical Senses: Smell and Taste 465

The Olfactory Epithelium and the Sense of Smell • Taste Buds and the Sense of Taste • Homeostatic Imbalances of the Chemical Senses

The Ear: Hearing and Balance 469

Structure of the Ear • Physiology of Hearing • Homeostatic Imbalances of Hearing • Mechanisms of Equilibrium and Orientation

PART 2: Transmission Lines: Nerves and Their Structure and Repair 481

Nerves and Associated Ganglia 481

Structure and Classification • Regeneration of Nerve Fibers

Cranial Nerves 483

Spinal Nerves 492

General Features • Innervation of Specific Body Regions

PART 3: Motor Endings and Motor Activity 503

Peripheral Motor Endings 503

Innervation of Skeletal Muscle • Innervation of Visceral Muscle and Glands

Overview of Motor Integration:

From Intention to Effect 503

Levels of Motor Control

PART 4: Reflex Activity 504

The Reflex Arc 504

Components of a Reflex Arc

Spinal Reflexes 505

Stretch and Golgi Tendon Reflexes • The Flexor and Crossed-Extensor Reflexes • Superficial Reflexes

14 The Autonomic Nervous System 513

Introduction 514

Comparison of the Somatic and Autonomic Nervous Systems • ANS Divisions

ANS Anatomy 516

Parasympathetic (Craniosacral) Division • Sympathetic (Thoracolumbar) Division • Visceral Reflexes

ANS Physiology 524

Neurotransmitters and Receptors • The Effects of Drugs • Interactions of the Autonomic Divisions • Control of Autonomic Functioning

Homeostatic Imbalances of the ANS 529

15 The Endocrine System 532

The Endocrine System: An Overview 533

Hormones 534

The Chemistry of Hormones • Mechanisms of Hormone Action • Target Cell Specificity • Half-Life, Onset, and

Duration of Hormone Activity • Interaction of Hormones at Target Cells • Control of Hormone Release

Major Endocrine Organs 540

The Pituitary Gland (Hypophysis) • The Thyroid Gland • The Parathyroid Glands • The Adrenal (Suprarenal) Glands • The Pancreas • The Gonads • The Pineal Gland • The Thymus

Other Hormone-Producing Structures 564

UNIT FOUR Maintenance of the Body

16 Blood 567

Overview: Blood Composition and Functions 568

Components • Physical Characteristics and Volume • Functions

Blood Plasma 569

Formed Elements 570

Erythrocytes • Leukocytes • Platelets

Hemostasis 584

Vascular Spasms • Platelet Plug Formation • Coagulation • Clot Retraction and Repair • Fibrinolysis • Factors Limiting Clot Growth or Formation • Disorders of Hemostasis

Transfusion and Blood Replacement 589

Transfusion of Red Blood Cells • Restoring Blood Volume

Diagnostic Blood Tests 592

17 The Cardiovascular System: The Heart 595

Heart Anatomy 596

Size, Location, and Orientation • Coverings of the Heart • Layers of the Heart Wall • Chambers and Associated Great Vessels • Pathway of Blood Through the Heart • Coronary Circulation • Heart Valves

Properties of Cardiac Muscle Fibers 607

Microscopic Anatomy • Mechanism and Events of Contraction • Energy Requirements

Heart Physiology 610

Electrical Events • Heart Sounds • Mechanical Events: The Cardiac Cycle • Cardiac Output

18 The Cardiovascular System: Blood Vessels 625

PART 1: Overview of Blood Vessel Structure and Function 626

Structure of Blood Vessel Walls 626

Arterial System	628
Elastic (Conducting) Arteries • Muscular (Distributing) Arteries • Arterioles	
Capillaries	630
Types of Capillaries • Capillary Beds	
Venous System	632
Venules • Veins	
Vascular Anastomoses	000
PART 2: Physiology of Circulation	633
Introduction to Blood Flow, Blood Pressure, and Resistance	633
Definition of Terms • Relationship Between Flow, Pressure, and Resistance	
Systemic Blood Pressure	634
Arterial Blood Pressure • Capillary Blood Pressure • Venous Blood Pressure	
Maintaining Blood Pressure	636
Short-Term Mechanisms: Neural Controls • Short-Term Mechanisms: Hormonal Controls • Long-Term Mechanisms: Renal Regulation • Monitoring Circulatory Efficiency • Alterations in Blood Pressure	
Blood Flow Through Body Tissues: Tissue Perfusion	644
Velocity of Blood Flow • Autoregulation: Local Regulation of Blood Flow • Blood Flow in Special Areas • Blood Flow Through Capillaries and Capillary Dynamics • Circulatory Shock	
PART 3: Circulatory Pathways: Blood Vessels of the Body	653
The Two Main Circulations of the Body	653
Systemic Arteries and Veins: Differences in Pathways and Courses	653
Principal Vessels of the Systemic Circulation	653
Table 18.3 Pulmonary and Systemic Circulations	654
Table 18.4 The Aorta and Major Arteries of the Systemic Circulation	656
Table 18.5 Arteries of the Head and Neck	658
Table 18.6 Arteries of the Upper Limbs and Thorax	660
Table 18.7 Arteries of the Abdomen	662
Table 18.8 Arteries of the Pelvis and Lower Limbs	666
Table 18.9 The Venae Cavae and the Major Veins of the Systemic Circulation	668
Table 18.10 Veins of the Head and Neck	670
Table 18.11 Veins of the Upper Limbs and Thorax	672
Table 18.12 Veins of the Abdomen	674
Table 18.13 Veins of the Pelvis and Lower Limbs	676

19 The Lymphatic System 679

Lymphatic Vessels	680
Distribution and Structure of Lymphatic Vessels • Lymph Transport	
Lymphoid Cells and Tissues	683
Lymphoid Cells • Lymphoid Tissue	
Lymph Nodes	684
Structure of a Lymph Node • Circulation in the Lymph Nodes	
Other Lymphoid Organs	685
Spleen • Thymus • Tonsils • Aggregates of Lymphoid Follicles	

20 The Immune System: Innate and Adaptive Body Defenses 690

PART 1: Innate Defenses	691
Surface Barriers: Skin and Mucosae	691
Internal Defenses: Cells and Chemicals	692
Phagocytes • Natural Killer Cells • Inflammation: Tissue Response to Injury • Antimicrobial Proteins • Fever	
PART 2: Adaptive Defenses	700
Antigens	701
Complete Antigens and Haptens • Antigenic Determinants • Self-Antigens: MHC Proteins	
Cells of the Adaptive Immune System: An Overview	702
Lymphocytes • Antigen-Presenting Cells	
Humoral Immune Response	706
Clonal Selection and Differentiation of B Cells • Immunological Memory • Active and Passive Humoral Immunity • Antibodies	
Cell-Mediated Immune Response	712
Clonal Selection and Differentiation of T Cells • Specific T Cell Roles • Organ Transplants and Prevention of Rejection	
Homeostatic Imbalances of Immunity	722
Immunodeficiencies • Autoimmune Diseases • Hypersensitivities	

21 The Respiratory System 728

Functional Anatomy of the Respiratory System	729
The Nose and Paranasal Sinuses • The Pharynx • The Larynx • The Trachea • The Bronchi and Subdivisions: The Bronchial Tree • The Lungs and Pleurae	
Mechanics of Breathing	744
Pressure Relationships in the Thoracic Cavity • Pulmonary Ventilation: Inspiration and Expiration • Physical Factors Influencing Pulmonary Ventilation • Respiratory Volumes and Pulmonary Function Tests • Nonrespiratory Air Movements	

Gas Exchanges Between the Blood, Lungs, and Tissues 752
 Basic Properties of Gases • Composition of Alveolar Gas
 • External Respiration: Pulmonary Gas Exchange • Internal Respiration: Capillary Gas Exchange in the Body Tissues
 Transport of Respiratory Gases by Blood 756
 Oxygen Transport • Carbon Dioxide Transport
 Control of Respiration 761
 Neural Mechanisms and Generation of Breathing Rhythm
 • Factors Influencing Breathing Rate and Depth
 Respiratory Adjustments 766
 Adjustments During Exercise • Adjustments at High Altitude
 Homeostatic Imbalances of the Respiratory System 767
 Chronic Obstructive Pulmonary Disease • Asthma
 • Tuberculosis • Lung Cancer

22 The Digestive System 772

PART 1: Overview of the Digestive System 773

Digestive Processes 774
 Basic Functional Concepts 775
 Digestive System Organs: Relationship and Structural Plan 776
 Relationship of the Digestive Organs to the Peritoneum
 • Blood Supply: The Splanchnic Circulation • Histology of the Alimentary Canal • Enteric Nervous System of the Alimentary Canal

PART 2: Functional Anatomy of the Digestive System 779

The Mouth, Pharynx, and Esophagus 779
 The Mouth and Associated Organs • The Pharynx • The Esophagus • Digestive Processes Occurring in the Mouth, Pharynx, and Esophagus
 The Stomach 789
 Gross Anatomy • Microscopic Anatomy • Digestive Processes Occurring in the Stomach
 The Small Intestine and Associated Structures 798
 The Small Intestine • The Liver and Gallbladder • The Pancreas • Digestive Processes Occurring in the Small Intestine
 The Large Intestine 812
 Gross Anatomy • Microscopic Anatomy • Bacterial Flora
 • Digestive Processes Occurring in the Large Intestine

PART 3: Physiology of Chemical Digestion and Absorption 817

Chemical Digestion 817
 Mechanism of Chemical Digestion: Enzymatic Hydrolysis
 • Chemical Digestion of Specific Food Groups
 Absorption 821
 Absorption of Specific Nutrients • Malabsorption of Nutrients

23 Nutrition, Metabolism, and Body Temperature Regulation 826

Nutrition 827
 Carbohydrates • Lipids • Proteins • Vitamins • Minerals
 Metabolism 840
 Overview • Carbohydrate Metabolism • Lipid Metabolism
 • Protein Metabolism • Catabolic-Anabolic Steady State of the Body • Absorptive and Postabsorptive States • The Metabolic Role of the Liver
 Energy Balance 866
 Regulation of Food Intake • Metabolic Rate and Heat Production • Regulation of Body Temperature

24 The Urinary System 875

Kidney Anatomy 876
 Location and External Anatomy • Internal Anatomy • Blood and Nerve Supply • Nephrons
 Kidney Physiology: Mechanisms of Urine Formation 885
 Step 1: Glomerular Filtration • Step 2: Tubular Reabsorption
 • Step 3: Tubular Secretion • Regulation of Urine Concentration and Volume • Renal Clearance
 Urine 899
 Physical Characteristics • Chemical Composition
 Ureters 900
 Urinary Bladder 901
 Urethra 901
 Micturition 903

25 Fluid, Electrolyte, and Acid-Base Balance 907

Body Fluids 908
 Body Water Content • Fluid Compartments
 • Composition of Body Fluids • Fluid Movement Among Compartments
 Water Balance and ECF Osmolality 911
 Regulation of Water Intake • Regulation of Water Output
 • Influence of ADH • Disorders of Water Balance
 Electrolyte Balance 915
 The Central Role of Sodium in Fluid and Electrolyte Balance
 • Regulation of Sodium Balance • Regulation of Potassium Balance • Regulation of Calcium and Phosphate Balance
 • Regulation of Anions
 Acid-Base Balance 922
 Chemical Buffer Systems • Respiratory Regulation of H⁺
 • Renal Mechanisms of Acid-Base Balance • Abnormalities of Acid-Base Balance

UNIT FIVE Continuity**26** The Reproductive System 931

- Anatomy of the Male Reproductive System 932**
The Scrotum • The Testes • The Penis • The Male Duct System • Accessory Glands • Semen
- Physiology of the Male Reproductive System 938**
Male Sexual Response • Spermatogenesis • Hormonal Regulation of Male Reproductive Function
- Anatomy of the Female Reproductive System 947**
The Ovaries • The Female Duct System • The External Genitalia • The Mammary Glands
- Physiology of the Female Reproductive System 956**
Oogenesis • The Ovarian Cycle • Hormonal Regulation of the Ovarian Cycle • The Uterine (Menstrual) Cycle

- Extrauterine Effects of Estrogens and Progesterone • Female Sexual Response

Sexually Transmitted Diseases 965

- Gonorrhea • Syphilis • Chlamydia • Trichomoniasis
- Genital Warts • Genital Herpes

Appendices**A Two Important Metabolic Pathways 969****B Answers to Multiple Choice and Matching Questions 972****Glossary 981****Photo and Illustration Credits 1001****Index 1005**