




VETERINARY CLINICAL PROCEDURES

in Large Animal Practice



Jody Rockett and Susanna Bosted

Table of Contents

SECTION

1

CARE AND RESTRAINT TECHNIQUES1

CHAPTER **1**

ROPES AND KNOTS	2
Key Terms	2
Objectives	2
Ropes	3
Finishing the End of a Rope	3
Procedure for Finishing or Securing the End of a Rope	3
Quick-release Knot	5
Procedure for Tying a Quick-release Knot	5
Bowline	6
Procedure for Tying a Bowline	6
Tomfool Knot	7
Procedure for Tying a Tomfool Knot	7
Double Half Hitch	8
Procedure for Tying a Double Half Hitch	9
Tail Tie	9
Procedure for Placing a Tail Tie	10
Braiding an Eye Splice	10
Procedure for Braiding an Eye Splice	11
Rope Halters	12
Procedure for Building a Rope Halter for Cattle or Sheep ..	12
Procedure for Building a Temporary Rope Halter for a Horse	14
Review Questions	15
Bibliography	15

CHAPTER 2

RESTRAINT TOOLS AND TECHNIQUES	16
Key Terms	16
Objectives	16
Complications of Restraint	17
Restraint of the Horse	17
Guidelines for Restraint of the Horse	17
Rules of Tying	18
Stock	18
Procedure for Using Stock	18
Haltering and Leading	19
Procedure for Haltering the Horse	20
Procedure for Leading the Horse	21
Applying Chains	22
Procedure for Applying Chains	22
Twitches	23
Procedure for Hand Twitching	24
Procedure for Applying Mechanical Twitches	25
Loading Horses in Trailers	26
Procedure for Loading Horses in Trailers	26
Special Handling Scenarios	28
Foals	28
Leading Foals	28
Procedure for Cradling Foals	29
Stallions	29
Restraint of Cattle	30
Guidelines for Restraint of Cattle	30
Processing Facilities	31
Operating Chutes	32
Procedure for Operating Chutes	32
Haltering	33
Procedure for Haltering Cattle	33
Tailing-up Cattle	34
Procedure for Tailing-up Cattle	34
Casting Cattle	35
Procedure for Casting Cattle	35
Flanking	36
Procedure for Flanking Calves	36
Securing Cow Feet for Examination	37
Procedure for Securing Feet for Examination	38
Miscellaneous Equipment	39
Hot Shots	39
Procedure for Use of a Hot Shot	40
Nose Tongs	40
Procedure for Placing Nose Tongs	40
Nose Rings	42
Procedure for Placing a Nose Ring	42
Restraint of the Goat	43
Guidelines for Restraint of the Goat	43
Collaring and Leading Goats	43
Procedure for Collaring and Leading Goats	43

Stanchion	44
Procedure for Placing Goat in Stanchion	44
Restraint of the Pig	45
Guidelines for Restraint of the Pig	45
Pig Boards	45
Procedure for Using a Pig Board	46
Castration Restraint	46
Procedure for Holding Pig in Castration Position	46
Snout Snare	47
Procedure for Applying a Snout Snare	47
Restraint of the Llama	48
Guidelines for Restraint of the Llama	48
Haltering and Leading	48
Procedure for Haltering and Leading the Llama	49
Stock	49
Procedure for Placing Llama in a Stock	50
Review Questions	51
Bibliography	51

CHAPTER 3

GROOMING AND STALL MAINTENANCE	52
Key Terms	52
Objectives	52
Basic Grooming	53
Procedure for Grooming the Horse	54
Procedure for Grooming the Cow	56
Procedure for Grooming the Llama	57
Blankets and Fly Masks	57
Blanketing Procedure	58
Types of Blankets	59
Fly Masks	59
Fly Mask Application Procedure	59
General Husbandry Procedures	60
Daily Stall Cleaning	60
Disinfecting and Stripping Stalls	62
Dirt Floor Stalls	62
Cement Floors with Rubber Mats	62
Llama-specific Stall Care and Dung Piles	63
Water Buckets, Feed Tubs, Salt Blocks, and Hay Nets	63
Daily Care of Water Buckets, Tubs, and Salt Blocks	63
Care of Water Buckets and Salt Blocks Between Animals	64
Hay Nets	64
Identifying Feed	65
Hay Types	65
Hay Quality	67
Hay Quantity	67
Grains	67
Review Questions	67
Bibliography	68



CHAPTER 4

PHYSICAL EXAMINATION	70
Key Terms	70
Objectives	70
Basic History Taking	71
Procedures for History Taking	71
General History Questions	71
Vaccination History Questions	72
Dairy Animal Production Questions	73
Hoof Care and Health Questions	73
Horse-specific Questions	74
Beef Cattle-specific Questions	76
Dairy-specific Questions	77
Dairy Calf-specific Questions	79
Llama-specific Questions	80
Pig-specific Questions	80
Patient Observation	81
Physical Examination	82
Procedures Used in Physical Examinations	83
Physical Examination of the Horse	83
Physical Examination of the Dairy Cow	87
Physical Examination of Beef Cattle	91
Physical Examination of the Llama	95
Physical Examination of the Pig	98
Female Reproductive Examination	101
Procedures Used in Reproductive Examination of the Female	102
Mare Reproductive Examination	102
Cow Reproductive Examination	105
Small Ruminant Reproductive Examination	107
Sow Reproductive Examination	109
Reproductive Examination of the Male	109
Procedures for Reproductive Examination of the Male	110
Stallion Breeding Soundness Evaluation	110
Bull Breeding Soundness Evaluation	113
Small Ruminant Breeding Soundness Evaluation	118
Examination for Legal Purposes	119
Health Certificate	120
Insurance Examinations	121
Prepurchase Examination of Horses	121
Review Questions	123
Bibliography	123



CHAPTER 5

SAMPLE COLLECTION	126
Key Terms	126
Objectives	126
Blood Collection	127
Venipuncture	127
Procedure for Jugular Venipuncture of the Horse	128
Procedure for Facial Sinus Venipuncture of the Horse	130
Procedure for Jugular Venipuncture of the Cow	131
Procedure for Coccygeal Venipuncture of the Cow	132
Procedure for High-neck Jugular Venipuncture of the Llama	133
Procedure for Low-neck Jugular Venipuncture of the Llama	134
Procedure for Jugular Venipuncture of the Goat	135
Procedure for Jugular Venipuncture of the Small Pig	136
Procedure for Jugular Venipuncture of the Large Pig	137
Procedure for Venipuncture of the Marginal Ear Vein of the Pig	139
Alternative Collection Sites	140
Arterial Puncture	140
Procedure for Arterial Puncture of the Carotid Artery of the Horse	140
Procedure for Arterial Puncture of the Facial, Transverse Facial, and Greater Metatarsal Arteries	141
Procedure for Arterial Puncture of the Coccygeal Artery of the Cow	142
Procedure for Arterial Puncture of the Median Auricular Artery	142
Coagulation Study Blood Collection	143
Procedure for Coagulation Study Blood Collection	143
Fecal Sample Collection	144
Procedure for Fecal Sample Collection from the Horse	144
Procedure for Fecal Sample Collection from the Cow	145
Procedure for Fecal Sample Collection from the Llama	145
Urine Collection	146
Procedure for Urinary Catheterization of the Horse	146
Procedure for Free-catch Urine Collection in the Horse	147
Procedure for Urine Collection Using the Digital Technique in Cows	148
Procedure for Llama Urine Free-catch Technique	149
Procedure for Llama Urinary Catheterization	149
Centesis	150
Abdominocentesis	150
Preparation for Abdominocentesis of the Horse: For Both Needle and Teat Cannula Method	151

Procedure for Abdominocentesis of the Horse: Needle Method Continued	152
Procedure for Abdominocentesis of the Horse: Teat Cannula Method Continued	152
Procedure for Abdominocentesis of the Cow	153
Procedure for Abdominocentesis of the Llama	154
Complication Management	155
Thoracocentesis	155
Procedure for Thoracocentesis of the Horse and Cow	156
Procedure for Thoracocentesis of the Llama	157
Rumenocentesis	158
Procedure for Rumenocentesis	158
Respiratory Sampling	159
Nasal Swabs	160
Procedure for Nasal Swabs	160
Transtracheal Wash	161
Procedure for Transtracheal Wash	162
Biopsy, Aspiration, Scrapes, and Smears	163
Uterine Biopsy	163
Procedure for Uterine Biopsy of the Horse	164
Liver Biopsy	165
Procedure for Liver Biopsy of the Cow	166
Procedure for Liver Biopsy of the Horse	167
Procedure for Liver Biopsy of the Llama	169
Dermal Biopsy	170
Procedure for Dermal Biopsy	170
Fine-needle Aspiration	171
Procedure for Fine-needle Aspiration Using Technique One	172
Procedure for Fine-needle Aspiration Using Technique Two	173
Skin Scrapes	174
Procedure for Skin Scrapes	174
Impression Smears	175
Procedure for Impression Smears	175
Cultures and Testing	176
Uterine Culture	176
Procedure for Uterine Culture of the Horse	177
Procedure for Uterine Culture of the Cow	177
Skin Cultures	179
Procedure for Bacterial Culture of the Skin	179
Procedure for Dermatophyte Culture	180
Milk Cultures	181
Procedure for Milk Culture	182
California Mastitis Test (CMT)	183
Procedure for California Mastitis Test	183
Necropsy Sampling	184
Procedure for Necropsy	185
Review Questions	191
Bibliography	191

CHAPTER 6

CLINICAL PROCEDURES	193
Key Terms	193
Objectives	193
Administering Oral Medications	194
Administering Pastes	194
Procedure for Administering Oral Pastes to the Horse ..	194
Procedure for Administering Oral Pastes to the Goat ..	195
Procedure for Administering Oral Pastes to the Llama ..	196
Balling Guns	196
Procedure for Using a Balling Gun	196
Parenteral Administration of Drugs	197
Common Needle Sizes	198
Administering Intramuscular Injections	199
Procedure for an Intramuscular Injection in the Horse ..	199
Procedure for Intramuscular Injection in the Cow ...	202
Beef Quality Assurance Recommendations	205
Care of Automatic Syringe Guns	205
Procedure for Intramuscular Injection in the Goat ...	206
Procedure for Intramuscular Injection in the Pig	208
Procedure for Intramuscular Injection in the Llama ..	209
Administering Intravenous Injections	211
Procedure for Intravenous Injection in the Horse	211
Procedure for Intravenous Injection in the Cow	213
Procedure for Intravenous Injection in the Goat	214
Procedure for Intravenous Injection in the Pig	215
Procedure for Intravenous Injection in the Llama ...	216
Administering Subcutaneous Injections	217
Procedure for Subcutaneous Injection in the Cow ...	218
Procedure for Subcutaneous Injection in the	
Goat and Llama	219
Procedure for Subcutaneous Injection in the Pig	219
Growth Hormone Implants	220
Procedure for Placing Growth Hormone Implants ...	221
Intubation	221
Nasogastric Intubation	222
Procedure for Nasogastric Intubation of the Horse	222
Orogastric Intubation	224
Procedure for Orogastric Intubation of Cows,	
Llamas, and Goats	225
Catheters	228
Catheter Types	228
Catheter Sizes for Various Animal Species	229
General Intravenous Catheter Placement and Care	
Recommendations	230
Intravenous Catheters	231
Procedure for Placing an Over-the-needle Intravenous	
Catheter in the Horse	232
Procedure for Placing a Through-the-needle	
Intravenous Catheter in the Horse	236

Procedure for Placing an Intravenous Catheter in Cows and Llamas	237
Procedure for Placing an Intravenous Catheter in the Goat	240
Procedure for Placing an Intravenous Catheter in the Pig	242
Removal of Intravenous Catheters	244
Intraarterial Catheters	244
Procedure for Placing an Intraarterial Catheter	245
Bandaging	247
Basic Lower Limb Wraps	247
Procedure for Applying a Lower Limb Wrap	248
Tail Wraps	250
Procedure for Placing a Tail Wrap	250
Abdominal Wraps	251
Procedure for Applying an Abdominal Wrap	252
Reproductive Treatments	252
Sheath Cleaning	252
Procedure for Cleaning the Sheath	253
Intramammary Infusion	255
Procedure for Performing an Intramammary Infusion	255
Ocular Procedures	256
Administering Ocular Medication	256
Procedure for Administering Ocular Medication	256
Fluorescence Staining	257
Procedure for Performing a Fluorescein Stain	257
Nasolacrimal Flushing	258
Procedure for Flushing the Nasolacrimal Duct	258
Nasolacrimal Cannulation or Indwelling Infusion Tube	259
Procedure for Cannulating the Nasolacrimal Duct	259
Identification Techniques	261
Hot Branding	261
Procedure for Hot Branding	262
Freeze Branding	262
Procedure for Freeze Branding	263
Ear Tattooing	264
Procedure for Tattooing the Ear	265
Ear Tags	266
Procedure for Attaching Ear Tags	266
Ear Notching	267
Procedure for Notching a Pig Ear	268
Review Questions	269
Bibliography	270

CHAPTER 7

NEONATAL CLINICAL PROCEDURES	271
Key Terms	271
Objectives	271
Bottle Feeding	272
Procedure for Bottle Feeding a Foal	272
Procedure for Bottle Feeding a Calf	273
Procedure for Bottle Feeding a Kid	275
Procedure for Bottle Feeding a Pig	276
Procedure for Bottle Feeding a Cria	276
Milk Replacers and Colostrum	277
Common Milk Replacer Components	278
Colostrum Recommendations	278
Intubation	279
Nasogastric Intubation of Foals	279
Procedure for Nasogastric Intubation of Foals	279
Orogastric Intubation	281
Procedure for Orogastric Intubation of Calves	281
Procedure for Orogastric Intubation of Kids	282
Procedure for Orogastric Intubation of Cria	283
Early Neonatal Care Checklist	284
Procedure for Immediate Postpartum Care of All Species	285
Procedure for Postpartum Care of the Foal	286
Procedure for Postpartum Care of the Calf	288
Procedure for Postpartum Care of the Kid	289
Procedure for Postpartum Care of the Piglet	289
Procedure for Postpartum Care of the Cria	290
Parenteral Nutrition of Foals	291
Procedure for Administering Parenteral Nutrition to the Foal	291
Nasal Oxygen	292
Procedure for Administering Nasal Oxygen to the Foal	293
Enemas	293
Procedure for Administering an Enema to a Foal	294
Routine Neonatal Processing Procedures	295
Clipping Needle Teeth	295
Procedure for Clipping Needle Teeth	296
Disbudding Kids	297
Procedure for Disbudding Kids	297
Lamb Tail Docking	298
Procedure for Docking Lambs' Tails	298
Review Questions	300
Bibliography	300

CHAPTER 8

SURGICAL PREPARATION	302
Key Terms	302
Objectives	302
Surgery Team	303
Scrub Nurse	303
Circulator	303
Personal Preparation for Surgery	304
Procedure for Personal Preparation for Surgery	305
Instrument Pack Preparation and Sterilization	307
Procedure for Surgery Pack Preparation	308
Sterilizing Instruments	310
Procedure for Sterilizing Instruments	311
Packing and Operating an Autoclave	313
Procedure for Packing and Operating an Autoclave	313
Preparation of the Patient for Surgery	316
Three-step Surgical Scrub	316
Procedure for Three-step Surgical Scrub	316
Draping the Patient Using Aseptic Technique	318
Procedure for Draping the Patient	318
Cushioning the Recumbent Patient	320
Procedure for Cushioning the Recumbent Patient	321
Sutures, Needles, and Suturing Techniques	322
Tying and Cutting a Suture Knot	323
Procedure for Tying and Cutting a Suture Knot	325
Suture Patterns	327
Procedure for How to Sew Four Suture Patterns	327
Surgical Castration of the Large Animal	329
Surgical Castration of Calves	330
Procedure for Castration of Calves	331
Recumbent Surgical Castration of Horses	332
Procedure for Recumbent Castration of Horses	333
Surgical Castration of Llamas	335
Procedure for Castration of Llamas	336
Surgical Castration of Pigs	337
Procedure for Castration of Pigs	337
Preparation of the Patient for Laparotomy	339
Preparation for a Flank Laparotomy	339
Procedure for Standing Flank Laparotomy of the Horse	340
Procedure for Flank Laparotomy of the Ruminant	343
Ventral Laparotomy	345
Procedure for Ventral Laparotomy in Ruminants	346
Obstetrical Procedures	349
Assisted Vaginal Delivery of a Fetus	349
Procedure for Assisted Vaginal Delivery of Horses	350
Procedure for Assisted Vaginal Delivery of Ruminants	351
Procedure for Assisted Vaginal Delivery of Pigs	352

Cesarean Section	.353
Comparison of Cesarean Section in Large Animals	.353
Vaginal Prolapse Repair	.353
Procedure for Vaginal Prolapse Repair of the Cow	.355
Uterine Prolapse	.357
Procedure for Uterine Prolapse Repair	.358
Miscellaneous Common Large Animal Procedures	.360
Dehorning Calves	.360
Procedure for Dehorning Calves	.361
Dehorning Goats	.364
Procedure for Dehorning Goats	.365
Bovine Eye Enucleation	.367
Procedure for Bovine Eye Enucleation	.368
Rectal Prolapse Reduction	.370
Procedure for Rectal Prolapse Reduction	.371
Preparation for Endoscopy in the Horse	.373
Procedure for Preparation for Endoscopy in the Horse	.373
Review Questions	.376
Bibliography	.376

CHAPTER 9

SELECTED LOWER LIMB RADIOGRAPHIC PROCEDURES	.378
Key Terms	.378
Objectives	.378
Basic Radiographic Equipment	.379
Basic Radiographic Safety	.380
Safety Guidelines	.380
Hoof Preparation for Radiographs	.381
Procedure for Hoof Preparation	.382
Lower Limb Radiographs	.383
Procedure Used for All Distal Limb Radiographs	.384
Radiographic Views of Coffin	.385
Procedure for Lateral View of Coffin	.386
Procedure for 45-degree Dorsopalmar View of Coffin	.387
Procedure for Horizontal Zero-degree Dorsopalmar View of Coffin	.388
Procedure for Oblique Views of Coffin	.389
Radiographic Views of Navicular	.390
Procedure for Palmar-proximal or Skyline View of Navicular	.390
Procedure for Lateral View of Navicular	.392
Procedure for 65-degree Dorsopalmar or Upright Pedal View of Navicular	.392
Procedure for Oblique Views of Navicular	.394
Radiographic Views of Pastern	.395
Procedure for Dorsopalmar View of Pastern	.395
Procedure for Lateral View of Pastern	.396
Procedure for Oblique Views of Pastern	.397
Radiographic Views of Fetlock	.399
Procedure for Dorsopalmar View of Fetlock	.399
Procedure for Extended Lateral View of Fetlock	.401

Procedure for Flexed Lateral View of Fetlock	402
Procedure for Oblique Views of Fetlock	403
Procedure for Flexor Surface or Skyline View of Fetlock	404
Radiographic Views of Metacarpals and Metatarsals	405
Procedure for Dorsopalmar View of Metacarpals and Metatarsals	406
Procedure for Lateral View of Metacarpals and Metatarsals	407
Procedure for Oblique Views of Metacarpals and Metatarsals	408
Radiographic Views of Carpus	410
Procedure for Dorsopalmar View of Carpus	410
Procedure for Extended and Flexed Lateral Views of Carpus	411
Procedure for Oblique Views of Carpus	413
Procedure for Skyline Views of Carpus	415
Radiographic Views of Tarsus	417
Procedure for Dorsoplantar View of Tarsus	417
Procedure for Lateral and Flexed Lateral Views of Tarsus	418
Procedure for Oblique Views of Tarsus	420
Procedure for Flexed Dorsoplantar View of Tarsus	422
Preparation of the Limb for Ultrasonographic Examination	423
Procedure for Ultrasonographic Preparation	423
Review Questions	424
Bibliography	425

CHAPTER 10

ANESTHESIA	426
Key Terms	426
Objectives	426
Veterinary Anesthesia in Large Animal Practice	427
Roles of the Veterinary Anesthetist	427
Preanesthetic Period	427
Minimum Data Base	427
Preparation of Horses for General Anesthesia or Heavy Sedation	428
Procedure for Preparing Horses for General Anesthesia	430
Preparation of Ruminants for General Anesthesia or Heavy Sedation	431
Procedure for Preparing Ruminants for Anesthesia	432
Preparation of Llamas for General Anesthesia or Heavy Sedation	433
Procedure for Preparing Llamas for Anesthesia	434
Preparation of Pigs for General Anesthesia or Heavy Sedation	435
Procedure for Preparing Pigs for Anesthesia	435
Stages of Anesthesia	436
Description of Stages of Anesthesia	436

Parameters to Monitor in All Patients under Anesthesia	439
Procedure for Monitoring Horses	439
Procedure for Monitoring Ruminants	445
Procedure for Monitoring Pigs	449
Monitoring Equipment	451
Blood Pressure Monitors	452
Doppler Blood Pressure Monitor	452
Procedure for Doppler Blood Pressure Monitoring	453
Oscillometric Blood Pressure Monitoring	454
Procedure for Oscillometric Blood Pressure Monitoring	455
Direct Blood Pressure Monitoring	456
Procedure for Direct Blood Pressure Monitoring	457
Electrocardiograph	459
Procedure for Setting Up the ECG	460
Pulse Oximetry	461
Procedure for Pulse Oximetry	462
Sedatives and Tranquilizers Used in Large Animal Anesthesia	463
Phenothiazine Tranquilizers	464
Alpha-2 Receptor Agonists	465
Alpha-2 Receptor Antagonists	468
Benzodiazepines	469
Opioids	470
Anesthetic Agents	471
Dissociative Anesthetics	471
Other Injectable Anesthetics	473
Inhalant Anesthetics	474
Sample General Anesthetic Regimens	477
Induction and Maintenance of Anesthesia in Horses	477
Induction and Maintenance of Anesthesia in Ruminants	479
Induction and Maintenance of Anesthesia in Llamas	481
Induction and Maintenance of Anesthesia in Pigs	482
Field Anesthesia	483
Induction of Field Anesthesia in the Horse	483
Procedure for Method One: Horse Field Induction and Recovery	484
Procedure for Method Two: Horse Field Induction and Recovery	487
Induction of Field Anesthesia in the Ruminant	489
Procedure for Induction of Ruminants	489
Inhalant Anesthesia in Large Animal Surgery	490
Parts of the Anesthetic Delivery System	491
Operation of Anesthesia Machine	494
Intubation: Acquiring Access to the Airways	495
Procedure for Nasotracheal Intubation	497
Procedure for Orotracheal Intubation	498
Local and Regional Anesthetic Blocks	500
Mechanism of Action	501
Systemic and Toxic Effects of Local Anesthetic Agents	501
Local Anesthetic Agents Commonly Used in Large Animal Medicine and Surgery	502
Methods of Producing Local Anesthesia	503

Intrasynovial Blocks	504
Procedure for Intrasynovial Blocks	506
Horse Lower Limb Blocks	508
Procedure for Administering Diagnostic Lower Limb Blocks to Horses	509
Ring Block	512
Procedure for Teat Block	512
Procedure for Digit Block in Ruminants	514
Intravenous Regional Block (Bier Block)	516
Procedure for Intravenous Limb Block	517
Infiltrative Blocks	518
Procedure for Performing an Inverted L Regional Block ..	519
Paravertebral Block	520
Procedure for Paravertebral Block	521
Caudal Epidural Anesthesia	523
Procedure for Caudal Epidural in the Ruminant	523
Review Questions	525
Bibliography	525

SECTION

APPENDIX



Conversion Chart	527
Normal Temperature, Pulse, and Respiration	527
Aging by Eruption of Permanent Incisors and Canines	528
Basic Husbandry Periods	528
Peritoneal Fluid Analysis of Cattle	529
Peritoneal Fluid Analysis of Horses	530
Complete Blood Count Normal Values	531
Blood Chemistry Normal Values	532
Milk Composition Chart	532
Common Names of Large Animals	533
Common Names for Leg Anatomy	533
Common Names for Food Animal Anatomy	534
Horse Vaccines	535
Cattle Vaccines	536
Goat Vaccines	538
Llama Vaccines	539
Pig Vaccines	540
Bibliography	541
Glossary	542
Index	547