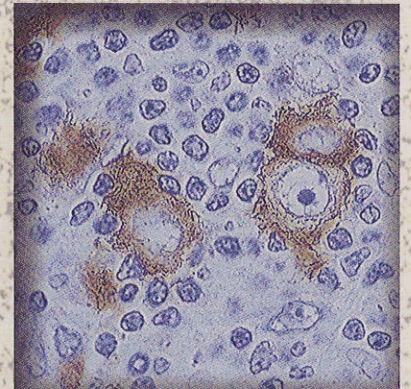
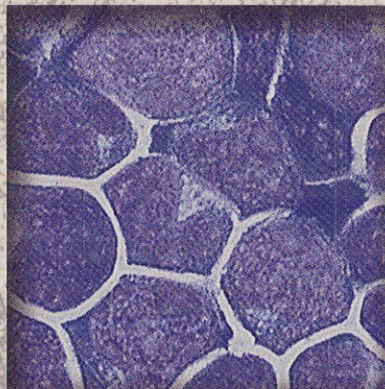
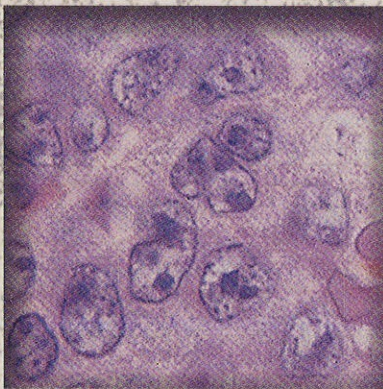


FOURTH EDITION

IOACHIM'S Lymph Node Pathology



Harry L. Ioachim
L. Jeffrey Medeiros

■ CONTENTS

<i>Preface</i>	<i>xiii</i>
<i>Preface to the First Edition</i>	<i>xv</i>
<i>Acknowledgments</i>	<i>xvii</i>

PART ONE ■ THE NORMAL LYMPH NODE

Chapter 1	The Normal Lymph Node	2
-----------	-----------------------	---

PART TWO ■ DIAGNOSTIC METHODS

Chapter 2	The Lymph Node Biopsy	16
Chapter 3	Cytopathology	21
Chapter 4	Electron Microscopy	31
Chapter 5	Cytochemistry	35
Chapter 6	Immunohistochemistry	38
Chapter 7	Flow Cytometry	48
Chapter 8	Molecular Diagnosis	59

PART THREE ■ LYMPHADENITIDES

SECTION I ■ VIRAL LYMPHADENITIDES

Chapter 9	Infectious Mononucleosis Lymphadenitis	76
Chapter 10	Cytomegalovirus Lymphadenitis	83
Chapter 11	Herpes Simplex Virus Lymphadenitis	87
Chapter 12	Varicella-Herpes Zoster Lymphadenitis	92
Chapter 13	Vaccinia Lymphadenitis	95
Chapter 14	Measles Lymphadenitis	97
Chapter 15	Human Immunodeficiency Virus Lymphadenitis	99

SECTION II ■ BACTERIAL LYMPHADENITIDES

Chapter 16	Ordinary Bacterial Lymphadenitis	106
Chapter 17	Cat-Scratch Lymphadenitis	110

Chapter 18	Bacillary Angiomatosis of Lymph Nodes	115
Chapter 19	Lymphogranuloma Venereum Lymphadenitis	119
Chapter 20	Syphilitic Lymphadenitis	123
Chapter 21	Lymphadenitis of Whipple Disease	127

SECTION III ■ MYCOBACTERIAL LYMPHADENITIDES

Chapter 22	<i>Mycobacterium tuberculosis</i> Lymphadenitis	130
Chapter 23	Nontuberculous Mycobacterial Lymphadenitis	137
	A. Atypical Mycobacterial Lymphadenitides	137
	B. <i>Mycobacterium avium-intracellulare</i> Lymphadenitis	138
Chapter 24	<i>Mycobacterium leprae</i> Lymphadenitis	144

SECTION IV ■ FUNGAL LYMPHADENITIDES

Chapter 25	<i>Cryptococcus</i> Lymphadenitis	147
Chapter 26	<i>Histoplasma</i> Lymphadenitis	150
Chapter 27	<i>Coccidioidomycosis</i> Lymphadenitis	153
Chapter 28	<i>Pneumocystis</i> Lymphadenitis	156

SECTION V ■ PROTOZOAL LYMPHADENITIDES

Chapter 29	<i>Toxoplasma</i> Lymphadenitis	159
Chapter 30	<i>Leishmania</i> Lymphadenitis	165
Chapter 31	<i>Filaria</i> Lymphadenitis	168

PART FOUR ■ LYMPHADENOPATHIES

SECTION I ■ REACTIVE LYMPHADENOPATHIES

Chapter 32	Reactive Lymphoid Hyperplasia	172
Chapter 33	Atypical Lymphoid Hyperplasia	181
Chapter 34	Progressive Transformation of Germinal Centers	186

SECTION II ■ LYMPHADENOPATHIES ASSOCIATED WITH CLINICAL SYNDROMES

Chapter 35	Kimura Lymphadenopathy	190
Chapter 36	Sinus Histiocytosis with Massive Lymphadenopathy	193
Chapter 37	Kikuchi Lymphadenopathy	199
Chapter 38	Sarcoidosis Lymphadenopathy	203
Chapter 39	Systemic Lupus Lymphadenopathy	213
Chapter 40	Rheumatoid Lymphadenopathy	218
Chapter 41	Dermatopathic Lymphadenopathy	223
Chapter 42	Castleman Lymphadenopathy	227
Chapter 43	Lymphadenopathies of Salivary Glands	238
Chapter 44	Tumor-Reactive Lymphadenopathy	243

SECTION III ■ IATROGENIC LYMPHADENOPATHIES		
Chapter 45	Drug-Induced Lymphadenopathy: Methotrexate	248
Chapter 46	Drug-Induced Lymphadenopathy	255
SECTION IV ■ VASCULAR LYMPHADENOPATHIES		
Chapter 47	Lymph Node Infarction	259
Chapter 48	Vascular Transformation of Sinuses	263
SECTION V ■ FOREIGN BODY LYMPHADENOPATHIES		
Chapter 49	Proteinaceous Lymphadenopathy	266
Chapter 50	Lipid Lymphadenopathy	270
Chapter 51	Silicone Lymphadenopathy	275
Chapter 52	Lymphadenopathy of Metal Debris Associated with Joint Prostheses	279
Chapter 53	Gold Lymphadenopathy	281
SECTION VI ■ LYMPH NODE INCLUSIONS		
Chapter 54	Epithelial Cell Inclusions in Lymph Nodes	283
Chapter 55	Nevus Cell Inclusions in Lymph Nodes	289

PART FIVE ■ LYMPHOMAS

SECTION I ■ NOMENCLATURE AND CLASSIFICATION OF LYMPHOMAS		
Chapter 56	Nomenclature and Classification of Lymphomas	294
SECTION II ■ HODGKIN LYMPHOMA		
Chapter 57	Hodgkin Lymphoma: Classical	306
Chapter 58	Hodgkin Lymphoma: Nodular Lymphocyte Predominant	325
SECTION III ■ PRECURSOR B-CELL AND T-CELL NEOPLASMS		
Chapter 59	Lymphoblastic Leukemia/Lymphoma	334
SECTION IV ■ MATURE B-CELL NEOPLASMS		
Chapter 60	Chronic Lymphocytic Leukemia/Small Lymphocytic Lymphoma	352
Chapter 61	Lymphoplasmacytic Lymphoma	362
Chapter 62	Hairy Cell Leukemia	374
Chapter 63	Nodal Marginal Zone B-Cell Lymphoma	383
Chapter 64	Follicular Lymphoma	391
Chapter 65	Diffuse Follicle Center Cell Lymphoma	401
Chapter 66	Mantle Cell Lymphoma	407
Chapter 67	Diffuse Large B-Cell Lymphoma	423
Chapter 68	Mediastinal Large B-Cell Lymphoma	432

Chapter 69	Burkitt Lymphoma	436
Chapter 70A	Lymphomas of Salivary Glands	447
Chapter 70	Composite Lymphoma	452

SECTION V ■ MATURE T-CELL NEOPLASMS

Chapter 71	Adult T-Cell Leukemia/Lymphoma	460
Chapter 72	Mycosis Fungoides	468
Chapter 73	Peripheral T-Cell Lymphoma, Unspecified	482
Chapter 74	Angioimmunoblastic T-Cell Lymphoma	491
Chapter 75	Anaplastic Large-Cell Lymphoma	504

PART SIX ■ GRANULOCYTIC, HISTIOCYTIC, AND DENDRITIC CELL NEOPLASMS

Chapter 76	Myeloid Sarcoma	518
Chapter 77	Histiocytic Sarcoma	526
Chapter 78	Dendritic Cell Neoplasms	531

PART SEVEN ■ LYMPHOPROLIFERATIVE DISORDERS ASSOCIATED WITH IMMUNE DEFICIENCY

Chapter 79	Lymphoproliferative Disorders Associated with Congenital Immune Deficiencies	546
Chapter 80	Post-Transplant Lymphoproliferative Disorders	553
Chapter 81	Lymphomas Associated with Acquired Immunodeficiency Syndrome (AIDS)	563

PART EIGHT ■ SPINDLE CELL NEOPLASMS OF LYMPH NODES

Chapter 82	Palisaded Myofibroblastoma	570
Chapter 83	Inflammatory Pseudotumor of Lymph Nodes	573

PART NINE ■ VASCULAR NEOPLASMS OF LYMPH NODES

Chapter 84	Hemangiomas/Hemangioendotheliomas	578
Chapter 85	Kaposi Sarcoma	581

PART TEN ■ METASTATIC TUMORS IN LYMPH NODES

Chapter 86	Tumor Metastases in Lymph Nodes	590
Chapter 87	Metastatic Melanoma	599
Chapter 88	Metastatic Breast Carcinoma	606
Chapter 89	Metastatic Nasopharyngeal Carcinoma	615

Chapter 90	Metastatic Papillary Thyroid Carcinoma	619
Chapter 91	Metastatic Renal Cell Carcinoma	624
Chapter 92	Metastatic Seminoma	628
Chapter 93	Metastatic Prostatic Carcinoma	633
Chapter 94	Metastatic Mucinous Adenocarcinoma	638
Chapter 95	Metastatic Neuroendocrine Tumors	642
Chapter 96	Metastatic Neuroblastoma	649
Chapter 97	Metastatic Ewing Sarcoma/Peripheral Neuroectodermal Tumor	655
Chapter 98	Metastatic Rhabdomyosarcoma	659
	<i>Index</i>	663