
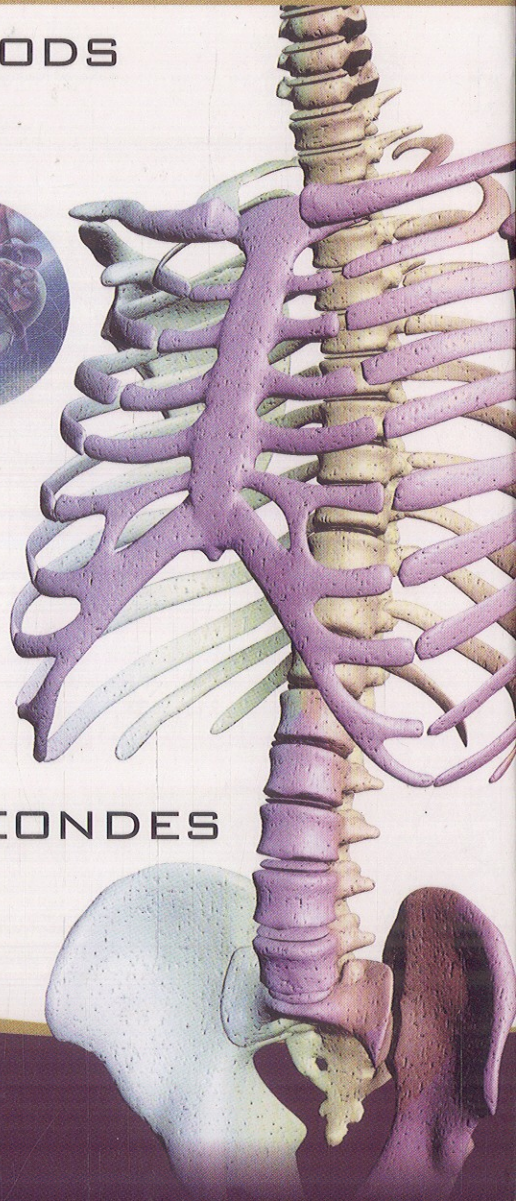
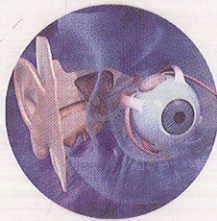
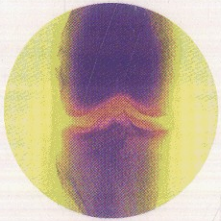


A 4-VOLUME SET



BIOMECHANICAL SYSTEMS TECHNOLOGY

COMPUTATIONAL METHODS



CORNELIUS T LEONDES

EDITOR

CONTENTS

Preface	v
Chapter 1	
Deformable Image Registration for Radiation Therapy Planning: Algorithms and Applications	1
<i>M. R. Kaus and K. K. Brock</i>	
Chapter 2	
Image-based Computational Hemodynamics Methods and their Application for the Analysis of Blood Flow Past Endovascular Devices	29
<i>J. R. Cebal, R. Löhner, S. Appanaboyina and C. M. Putman</i>	
Chapter 3	
On Modeling Soft Biological Tissues with the Natural Element Method	87
<i>M. Doblaré, B. Calvo, M. A. Martínez, E. Peña, A. Pérez del Palomar and J. F. Rodríguez</i>	
Chapter 4	
Techniques in Computer-Aided Diagnosis and their Application in Clinical Investigation of Bronchial Systems	117
<i>C. I. Fetita, A. Saragaglia, M. Thiriet, F. Prêteux and P. A. Grenier</i>	
Chapter 5	
Computational Approach to Left Ventricular Flow for Developing Clinical Applications	167
<i>M. Nakamura, S. Wada and T. Yamaguchi</i>	
Chapter 6	
The Biomedical Applications of Computed Tomography	193
<i>H. S. Tuan and D. W. Hutmacher</i>	

Chapter 7

**Methods in Combined Compression and Elongation of Liver
Tissue and their Application in Surgical Simulation** 225

I. Sakuma and C. Chui

Chapter 8

**Ultrasound Measurement of Swelling Behaviors of Articular
Cartilage *In Situ*** 271

Q. Wang and Y.-P. Zheng

Chapter 9

Non-linear Analysis of the Respiratory Pattern 297

*P. Caminal, B. Giraldo, M. Vallverdú, L. Domingo, S. Benito,
D. Kaplan and A. Voss*