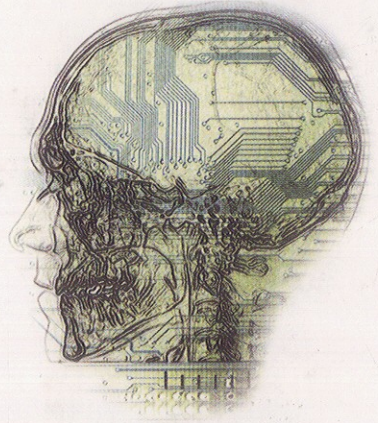
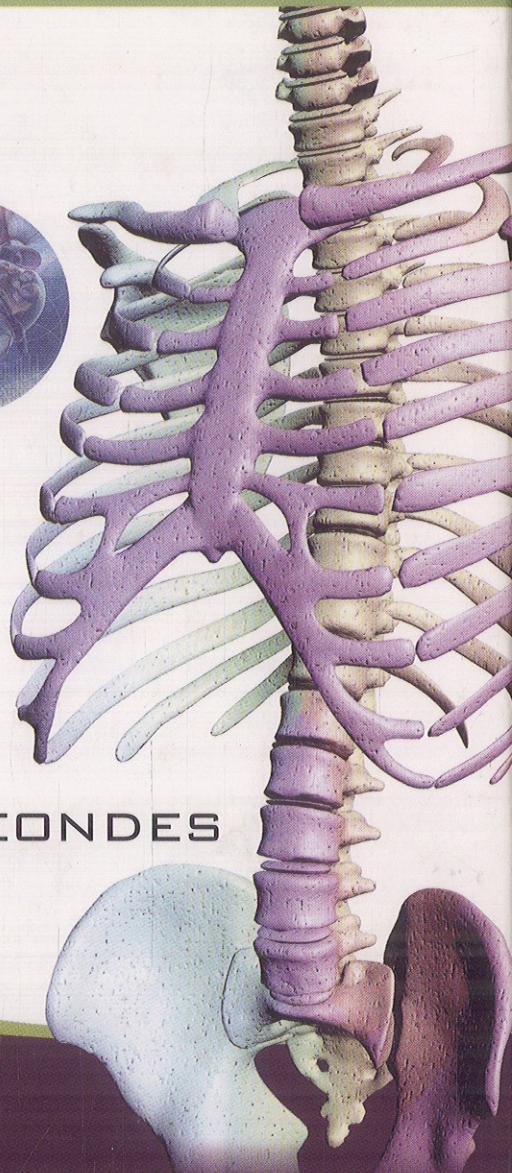
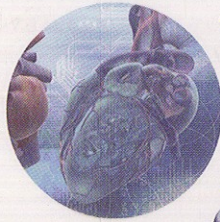
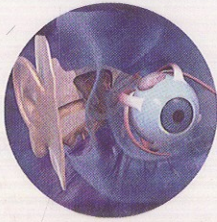
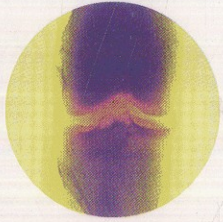


A 4-VOLUME SET



BIOMECHANICAL SYSTEMS TECHNOLOGY

GENERAL ANATOMY



CORNELIUS T LEONDES
EDITOR

CONTENTS

Preface	v
Chapter 1 Acoustical Signals of Biomechanical Systems <i>E. Kaninusas</i>	1
Chapter 2 Modeling Techniques for Liver Tissue Properties and their Application in Surgical Treatment of Liver Cancer <i>J.-M. Schwartz, D. Laurendeau, M. Denninger, D. Rancourt and C. Simo</i>	45
Chapter 3 A Survey of Biomechanical Modeling of the Brain for Intra-Surgical Displacement Estimation and Medical Simulation <i>M. A. Audette, M. Miga, J. Nemes, K. Chinzei and T. M. Peters</i>	83
Chapter 4 Techniques and Applications of Robust Nonrigid Brain Registration <i>O. Clatz, H. Delingette, N. Archip, I.-F. Talos, A. J. Golby, P. Black, R. Kikinis, F. A. Jolesz, N. Ayache and S. K. Warfield</i>	113
Chapter 5 Optical Imaging in Cerebral Hemodynamics and Pathophysiology: Techniques and Applications <i>Q. Luo, S. Chen, P. Li and S. Zeng</i>	141
Chapter 6 The Auditory Brainstem Implant <i>H. Takahashi, M. Nakao and K. Kaga</i>	173

Chapter 7

**Spectral Analysis Techniques in the Detection of
Coronary Artery Stenosis**

217

E. D. Übeyli and İ. Güler

Chapter 8

**Techniques in the Contour Detection of Kidneys
and their Applications**

273

*M. Martin-Fernandez, L. Cordero-Grande, E. Munoz-Moreno
and C. Alberola-Lopez*