


# THE PHYSICS AND TECHNOLOGY OF TENNIS



HOWARD BRODY, ROD CROSS  
& CRAWFORD LINDSEY

# Contents

Contents iii

Preface xiii

## PART I: RACQUETS

### 1 Choosing A Racquet 3

Rod Cross

Choosing a Racquet 4

How Does It Feel? 4

Grip Size 5

Racquet Weight and Power 5

Sweetspots 7

Balance Point and Swingweight 9

Headsize 10

Frame Stiffness 10

String Type and Diameter 11

String Tension 11

### 2 Racquet Materials 13

Crawford Lindsey

Graphite 13

Modulus and Strength 14

Making High Modulus Carbon 15

Making a Racquet 17

Racquet Lay-up 18

Titanium 18

Piezoelectric Materials 20

### 3 Weight, Balance & Swingweight 23

Crawford Lindsey & Howard Brody

Force, Mass and Inertia 23

Weight 24

Balance Point 24

Pickup Weight 26

What Balance Point Means to Tennis Players 26

Customizing the Balance Point 28

Swingweight 28

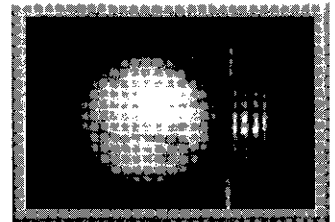
What Swingweight Means to the Player 30

Customizing Swingweight 31

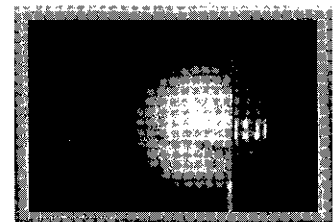
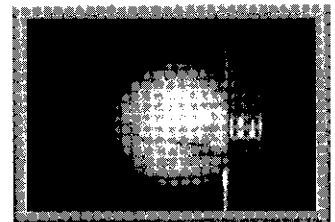

The Relationship of Weight, Balance and Swingweight 32

Is It the Weight of the Swing, or the Swing of the Weight? 33





As Weight Goes Down, Balance Goes Up 34




Above and the next 17 photos: Ball impact with a head-clamped racquet at 90 mph with no spin at a 90 degree angle (courtesy of the University of Sheffield and the International Tennis Federation).



<b>4 Racquet Stability</b>	<b>37</b>
<i>Crawford Lindsey &amp; Howard Brody</i>	
Weight In Past Racquet Developments	37
Stability By Weight Polarization	38
What, How, When, Where and Why of Polarization	39
Twistweight: The Stability of the Racquet Against Twisting	39
Interpreting the Stability Table	41
<b>5 Measuring Swingweights</b>	<b>45</b>
<i>Rod Cross &amp; Crawford Lindsey</i>	
Measuring Swingweight	46
Measuring Twistweight	48
Measuring Recoilweight	50
<b>6 Sweetspots</b>	<b>51</b>
<i>Howard Brody, Rod Cross, &amp; Crawford Lindsey</i>	
The Center of Percussion	52
The Node	55
The Power of the Tennis Racquet: COR and ACOR	58
The Deadspot	59
<b>7 Introduction To Shock &amp; Vibration</b>	<b>61</b>
<i>Howard Brody &amp; Crawford Lindsey</i>	
Introduction	61
What Is Vibration?	62
Bending Shapes (Modes)	62
Amplitude of Vibration and the Node	62
Frequency	65
Stiffness	66
Dampening	67
Injury	67
What Is Shock and What Is Its Relation to Vibration?	68
Lessons From Vibrations	69
How Does Shock Absorption Work?	69
Conclusion	71
<b>8 Racquet Vibration Theory</b>	<b>73</b>
<i>Rod Cross</i>	
Frame Bending and Vibrations	73
Vibration Shapes	74
Racquet Motion During Impact	75
Vibration Frequency	76
<i>Vibration Modes of a Rod or Beam</i>	77
Impact with a Beam or Racquet	79
Bounce Speed Off a Vibration Node	79
<b>9 Racquet Feel</b>	<b>81</b>
<i>Rod Cross</i>	
Effects of String Tension on Jarring	82
Simple Stiffness and Vibration Experiments	83
Measurements of Shock and Vibration	83




Vibration Frequency and Amplitude	86
Vibration Frequency of a Racquet	88
Sweetspot Softness and Feel	88
Sweetspot Size	89
Shock and Feel	90
Recoil Speed of the Handle	91
Impact Duration, Force, and Feel	92
Effect of Frame and String Stiffness on Frame Vibrations	93
String Vibrations	94
Measurements of the Force on the Hand	95
String Vibrations and Feel	96



## **10 Force and Momentum 99**

Crawford Lindsey


Introduction	99
Newton's First Law of Tennis	100
Newton's Second Law of Tennis	101
Newton's Third Law of Tennis	101
Momentum	103
Impulse = Change in Momentum Theorem	103
Law of Conservation of Racquet and Ball Momentum	108
Conclusion	109



## **11 Energy and Coefficient of Restitution 111**

Crawford Lindsey


Introduction	111
Kinetic Energy	112
Law of Conservation of Racquet and Ball Energy	114
Difference between Racquet Energy and Momentum	115
Energy Return and Coefficient of Restitution (COR)	117
Final Ball and Racquet Velocities — The Hard Way	119
How To Use the Speed Equations	120
Apparent Coefficient of Restitution (ACOR)	121
Final Ball Speed Formulas — The Easy Way	124
Conclusion	126



## **12 Collisions 127**

Rod Cross


Effect of Racquet Mass on Serve Speed	128
Elastic Energy Stored During a Collision	130
Calculation of the COR	133
Rotation	134
Relation Between Angular Speed and Actual Speed	134
Moment of Inertia	136
Angular Momentum	137
Collisions Involving Rotation of the Racquet	138
Effective Racquet Mass	140
Estimating the ACOR from the Effective Racquet Mass	142
Axis of Rotation of a Racquet	143
Notes	144
Appendix	144
Formula for Effective Racquet Mass for Impact Along Center Line	144
Formula for Effective Racquet Mass for Impact Anywhere	145



### **13 Tennis Springs** 147

Rod Cross


Stiff Springs and Soft Springs	147
Springs in Series or Parallel	148
Potential Energy	149
Potential Energy Stored in a Mass	149
Potential Energy Stored in a Spring	150
The Tennis Ball As a Spring	150
Strings	151
How the Elastic Energy Is Shared	152
Effect of String Tension on Ball Speed	153
Sideways Stiffness of a Single Stretched String	154
Impact of a Ball on a Stretched String	156



### **14 Racquet Power** 159

Rod Cross


Summary	159
Introduction	159
Factors Affecting Power	160
Physics of Power	162
Maximum Possible Racquet Power	163
Estimating Racquet Power	163
Moving Racquet vs Free Racquet at Rest	165
Effects of Frame Stiffness on Racquet Power	166



### **15 Determining On Court Ball Speed** 169

Howard Brody

Measuring Serve Speeds	169
Measuring Groundstroke Speeds	172



### **16 Customizing Racquets** 175

Rod Cross


Introduction	175
Balance Point	176
Swingweight	177
Racquet Power	178
Rotation About the Long Axis	178
Shifting the Sweetspots	179
Summary	180

## **PART 2: STROKES**

### **17 Racquet Technology and Strokes** 183

Howard Brody

Traditional Racquets	183
Modern Racquets	184
Classic Strokes	184
New Strokes	184



Sweetspots	184
Stability	185
Power	185
Court Surfaces and Strokes	186
“Bring Back the Wood Racquet”	186

## **18 Impact Location** **189**

*Howard Brody*

Where on the Racquet Head Should You Hit the Ball?	189
Transverse Direction	191
Conclusion	191

## **19 Improving Your Serve** **193**

*Howard Brody*

Introduction	193
Vertical Angular Acceptance (Window)	194
Ball Speed	195
Impact Height	195
Topspin	196
Higher Ball Toss	197
Location on Court	198
Racquet Parameters	199
Summary	200

## **20 Serve Speed** **201**

*Rod Cross & Howard Brody*

Serve Speed vs Racquet Speed	201
Serve Speed Formulas	202
Impact Duration	203
Arm Rotation	203
<i>Serve Speed Strategy</i>	204
Case Study 1: Second Serve Speed	205
Case Study 2: Serve Speed	206
Summary	207

## **21 Receiving Serve** **209**

*Howard Brody*

## **22 Strokes and Spin** **213**

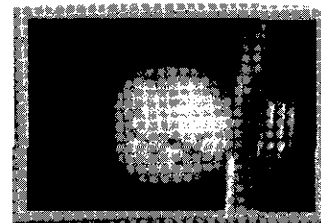

*Howard Brody*

Topspin vs Backspin	213
Watch That Spin	215
Slicing the Slice	217
The Approach Shot — Why Keep It Low and Deep?	218


## **23 The Drop Shot** **221**

*Howard Brody*


Hitting a Drop Shot	221
Returning a Drop Shot	223



The next 3 photos: Wind tunnel results with equivalent ball speed of 87 mph and spin of 72 rev/sec (courtesy of NASA Ames Research Center Fluid Mechanics Laboratory and Cislunar Aerospace, Inc.).




Backspin



Topspin

<b>24 Time and Strokes</b>	<b>225</b>
Howard Brody	
<b>25 Error Reduction</b>	<b>229</b>
Howard Brody	
Lateral Errors	229
Errors of Depth	231
Equipment and Error Reduction	234






No spin

The next 18 photos: Ball impact with floor at 90 mph with no spin at a 90 degree angle (courtesy of the University of Sheffield and the International Tennis Federation).

### PART 3: STRINGS

<b>26 Overview of Strings</b>	<b>239</b>
Howard Brody	
Introduction	239
Air Resistance	239
The String Plane Deformation	240
The Ping of the String	240
Dwell Time	241
Power	242
The Feel of the Strings	244
Elasticity	244
Gauge	244
Wear and Breakage	245
String Patterns	246
Control	246
Rebound Angle	247
Grommets	248
<b>27 String Chemistry</b>	<b>251</b>
Crawford Lindsey	
Polymers	252
Bonding	253
Bonding on a Chain	254
Bonding Between Polymer Chains	254
String Materials	255
Copolymers	257
Polymers Are Silly	257
Conclusion	258
<b>28 String Materials</b>	<b>259</b>
Crawford Lindsey	
What Materials?	259
What Is Strength?	260
What Is Stiffness?	260
Tension and Stretch	260
Strength and Stiffness by Weight	262
Conclusion	263
<b>29 String Construction</b>	<b>265</b>
Crawford Lindsey	
Core Principles	265
Natural Gut Construction and Play	266



Wraps: To Serve and Protect	266
Twists, Angles and Fiber Counts	267
Resin: The Glue that Bonds	268
Coatings: Slip Sliding Away	269
How Are Strings Different?	270
Why the Cost Differences?	270

### **30 String Properties 271**

Rod Cross & Crawford Lindsey

Dynamic Stiffness — It Determines Almost Everything	272
Impact Force and Duration — It's What You Feel	274
Calculations	276
Do Strings Ever Lose Power or Resilience?	279
Player Perceptions of Power	279

### **31 Power and Strings Part I 283**

Crawford Lindsey

String Tension and Power	283
String Length and Power	287
String Gauge and Power	288

### **32 Power and Strings Part 2 291**

Rod Cross

Serve Speed	292
Typical ACOR Values	293
Increasing Power by Increasing Bounce	293
Increasing Bounce Speed by Lowering Tension	294
Stored Energy vs Lost Energy in Strings and Balls	294
What if the Ball and Strings Are Equally Stiff?	295
Effect of Lowering Tension on Stored Energy and Power	296
How Does This Affect the Serve Speed?	296
Energy Calculations	297

### **33 String Tension 301**





Crawford Lindsey

What Is Tension?	302
String Tension Is a Moving Target	303
Where Does It Go and by How Much?	303
Why Does It Go?	303
Tension Loss While Stringing	305
Tension Loss and Prestretching	306
Time: Every Second Counts	307
Consistency and Attention to Detail	308
Pull Angle and Tension	308
Tension Head Location and Final Tension	309
Temperature and Tension	309
Conclusion	309

### **34 Measuring String Tension 311**

Rod Cross

Racquet Diagnostic Machines	311
The Stringmeter	312





The ERT700	313
Artificial Tension Calibration	314
Four Reasons for Tension Loss During Stringing	314
String Tension: Can Players Tell the Difference?	315
Determining Actual Stringbed Tension: Method 1	316
Determining Actual Stringbed Tension: Method 2	316
Determining Tension in Each String	317
Comparing Pull Tension, ERT, Pacific RA, and Calculations	317
Comparing the Stringmeter with Calculations	318
Where To Go From Here?	319
The Stringmeter Revisited	319
Conclusion	320

### **35 String Gauges** **321**

Rod Cross

Summary	321
Introduction	321
Controlled Experiment	325
Conclusions	326

## **PART 4: BALLS AND COURTS**

### **36 The Tennis Ball** **329**

Howard Brody

Pressurized and Pressureless Balls	330
High Altitude Balls	330
Big Balls	331
Air Resistance and the Big Ball	331

### **37 Ball Testing for Bounce** **333**

Rod Cross

Compression Test	333
Slow vs Fast Compression	334
Bounce of Spinning Ball	336

### **38 The Bounce of the Ball** **339**





Howard Brody

Vertical Velocity	339
Horizontal Velocity	340
Fast Courts — Slow Courts	341

### **39 Ball Spin and Bounce Off the Court** **343**

Rod Cross

Summary	343
Introduction	343
Ball Spin	345
Friction Force	345
Rolling	347
Spaghetti Strings	348
Ball Speed and COR	349
Horizontal Speed of a Court	350



Measurements of Court Speed	350
Measurements of Court Speed on Different Surfaces	352
Measurements of Ball Spin	354
Measurements of Vertical Speed (COR)	354
Measurements of Court Speed on Actual Courts	356
Measurements of the Coefficient of Friction	357

#### **40 Ball Bite and Bounce 359**

Rod Cross

Introduction	359
Apparatus	359
Friction Force Results	360
Explanation of Friction Force Results	362
Slamming on the Brakes	364
Perception of Court Speed	366

#### **41 Ball Spin and Bounce Off A Racquet 369**

Rod Cross

Introduction	369
Bounce Basics	370
Topspin or Backspin Into the Strings?	371
Ball Speed, Spin and Angle Measurements	373
How To Calculate the Bounce Off a Moving Racquet	376
Example of Bounce Calculation	376
Serving with Topspin	377

#### **42 Ball Trajectories 381**

Rod Cross

Introduction	381
Examples of Ball Trajectories	382
Drag Force	383
Magnus Force	384
Serve Trajectories	385
Appendix 1: Trajectory Equations	387
Appendix 2: Simple Ball Speed Measurement	388

## **APPENDICES**





### **Appendix A: Glossary 391**

### **Appendix B: Units and Conversions 405**

### **Appendix C: Equipment Rules 409**

### **Appendix D: The Mathematics of Ball Bounce 413**

Brody's Bounce Model	413
Case Where Ball Slides Throughout the Bounce	414
Case Where Ball Rolls	414



<b>Appendix E: Tennis Court Dimensions</b>	<b>417</b>
<b>Appendix F: References</b>	<b>419</b>
Aerodynamics	419
Ball Bounce	420
Biomechanics	420
General Interest	421
Measurements	421
Racquets	421
Related Sports	423
Statistics	424
Strings	424
Strokes	425
Sweetspots	425
Tennis Courts	426
<b>Index</b>	<b>427</b>
<b>About the Authors</b>	<b>437</b>

