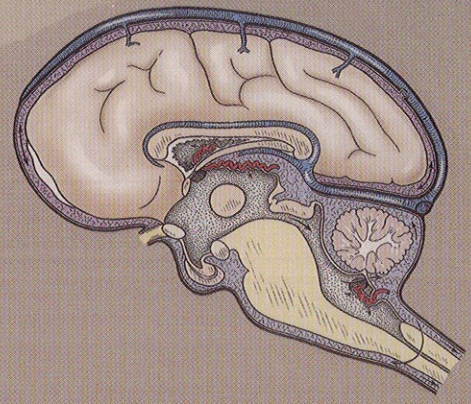


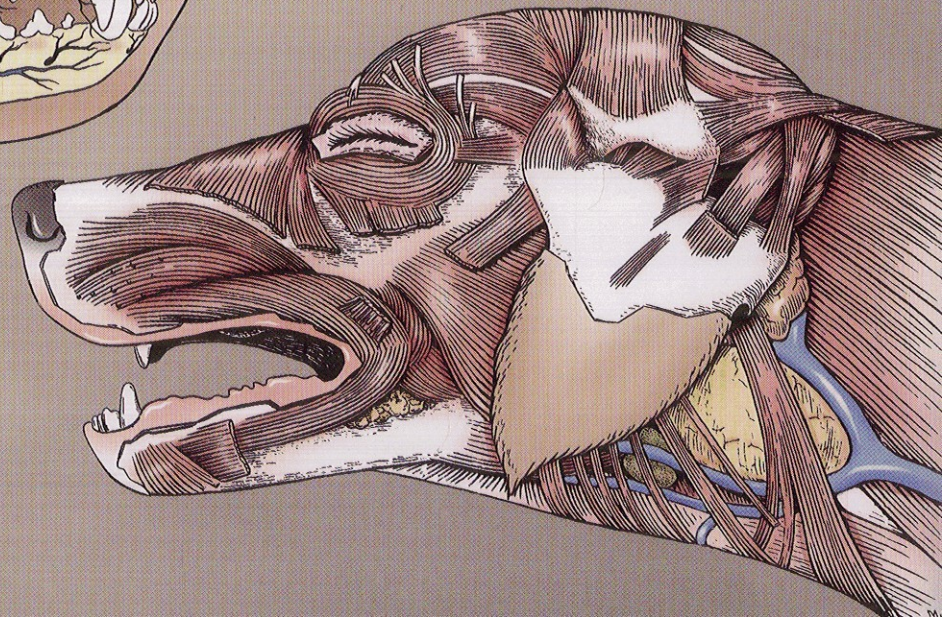
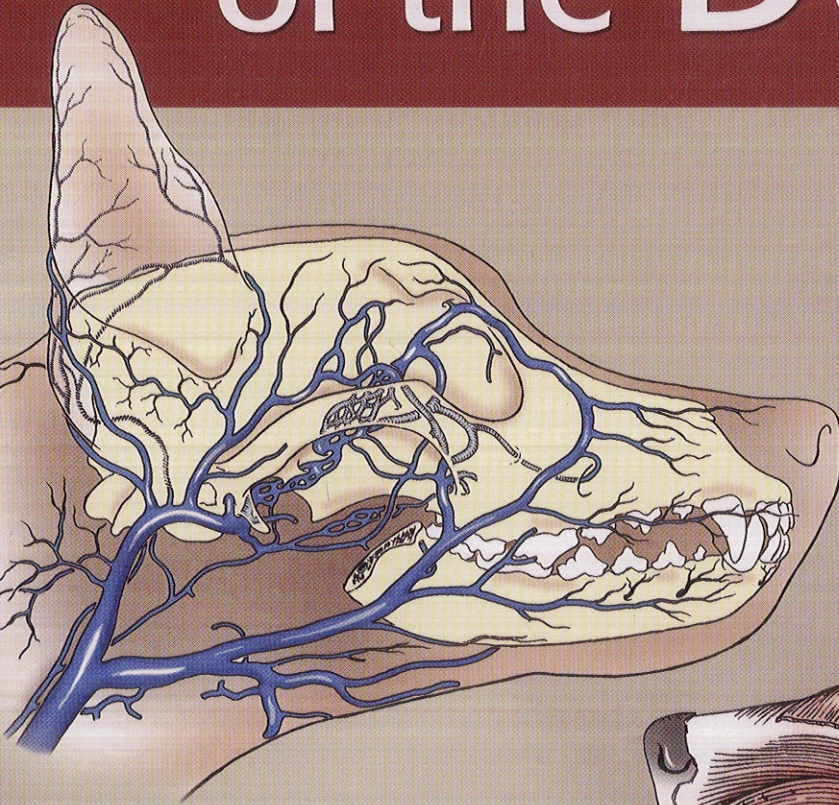
Seventh Edition



GUIDE TO THE

Dissection of the Dog

Evans
de Lahunta



SAUNDERS
ELSEVIER

1 ANATOMICAL TERMINOLOGY, 1

- Medical Etymology and Anatomical Nomenclature, 2
- Directional Terms, 2
- Dissection, 4

2 THE SKELETAL AND MUSCULAR SYSTEMS, 6

- Bones of the Thoracic Limb, 7
- Muscles of the Thoracic Limb, 15
- Joints of the Thoracic Limb, 39
- Bones of the Pelvic Limb, 41
- Muscles of the Pelvic Limb, 50
- Joints of the Pelvic Limb, 69
- Bones of the Vertebral Column and Thorax, 75
- Muscles of the Trunk and Neck, 81
- Joints of the Axial Skeleton, 89

3 THE NECK, THORAX, AND THORACIC LIMB, 93

- Vessels and Nerves of the Neck, 94
- Thorax, 97
- Introduction to the Autonomic Nervous System, 109
- Heart and Pericardium, 115
- Vessels and Nerves of the Thoracic Limb, 119

4 THE ABDOMEN, PELVIS, AND PELVIC LIMB, 137

- Vessels and Nerves of the Ventral and Lateral Parts
of the Abdominal Wall, 138
- Abdominal Viscera, 145
- Pelvic Viscera, Vessels, and Nerves, 170
- Vessels and Nerves of the Pelvic Limb, 186

5 THE HEAD, 208

- The Skull, 209
- Structures of the Head, 225

6 THE NERVOUS SYSTEM, 262

- Meninges, 263
- Arteries, 264
- Veins, 265
- Brain, 267
- Spinal Cord, 283

Bibliography, 289

Index, 291