


AMERICAN  
ASSOCIATION  
of CRITICAL-CARE  
NURSES

AACN

**PROCEDURE**  
**MANUAL** *for*  
**CRITICAL CARE**

Edited by:


**Debra Lynn-McHale Wiegand**



ELSEVIER  
SAUNDERS

Sixth Edition

# Contents



## Unit I Pulmonary System

### SECTION ONE

Airway Management: *Section Editor, Michael W. Day*

- 1 **Combitube Insertion and Removal, 1**  
*Jeffrey Dawson*
- 2 **Endotracheal Intubation (Perform), 9**  
*Cynthia A. Goodrich*
- 3 **Endotracheal Intubation (Assist), 22**  
*Cynthia A. Goodrich*
- 4 **Endotracheal Tube and Oral Care, 31**  
*Kathleen M. Vollman and Mary Lou Sole*
- 5 **Extubation/Decannulation (Perform), 39**  
*Kirsten N. Skillings and Bonnie L. Curtis*
- 6 **Extubation/Decannulation (Assist), 43**  
*Kirsten N. Skillings and Bonnie L. Curtis*
- 7 **Laryngeal Mask Airway, 47**  
*Jeffrey Dawson*
- 8 **Surgical Cricothyrotomy (Perform), 58**  
*Patricia L. Hahn*
- 9 **Surgical Cricothyrotomy (Assist), 64**  
*Patricia L. Hahn*
- 10 **Nasopharyngeal Airway Insertion, 69**  
*Kirsten N. Skillings and Bonnie L. Curtis*
- 11 **Oropharyngeal Airway Insertion, 74**  
*Kirsten N. Skillings and Bonnie L. Curtis*
- 12 **Suctioning: Endotracheal or Tracheostomy Tube, 79**  
*Marianne Chulay and Maureen A. Seckel*
- 13 **Tracheal Tube Cuff Care, 88**  
*Kirsten N. Skillings and Bonnie L. Curtis*
- 14 **Tracheostomy Tube Care, 96**  
*Kirsten N. Skillings and Bonnie L. Curtis*

### SECTION TWO

Special Pulmonary Procedures: *Section Editor, Michael W. Day*

- 15 **Continuous End-Tidal Carbon Dioxide Monitoring, 105**  
*Vicki S. Good and Paul Luehrs*
- 16 **Continuous Venous Oxygen Saturation Monitoring, 113**  
*Jan M. Headley and Karen K. Giuliano*
- 17 **Oxygen Saturation Monitoring with Pulse Oximetry, 121**  
*Sandra L. Schutz*
- 18 **Pronation Therapy, 129**  
*Kathleen M. Vollman and Jan Powers*

### SECTION THREE

Thoracic Cavity Management: *Section Editor, Michael W. Day*

- 19 **Autotransfusion, 150**  
*Robin M. Beard*
- 20 **Chest Tube Placement (Perform), 154**  
*Paula A. Lusardi, Susan S. Scott, and Finn Scott*
- 21 **Chest Tube Placement (Assist), 164**  
*Susan S. Scott, Paula A. Lusardi, and Finn Scott*
- 22 **Chest Tube Removal (Perform), 171**  
*Peggy Kirkwood*
- 23 **Chest Tube Removal (Assist), 178**  
*Peggy Kirkwood*
- 24 **Closed Chest Drainage System, 184**  
*Joya D. Pickett*
- 25 **Needle Thoracostomy (Perform), 204**  
*Cynthia A. Goodrich*
- 26 **Thoracentesis (Perform), 208**  
*Susan Yeager*
- 27 **Thoracentesis (Assist), 219**  
*Susan Yeager*

### SECTION FOUR

Ventilatory Management: *Section Editor, Michael W. Day*

- 28 **Noninvasive Positive Pressure Ventilation: Continuous Positive Airway Pressure (CPAP) and Bilevel Positive Airway Pressure (BiPAP), 225**  
*Suzanne M. Burns*
- 29 **Arterial-Venous Oxygen Content Difference and Oxygen Transport (Delivery) and Consumption Calculations, 235**  
*Suzanne M. Burns*
- 30 **Auto-Positive End-Expiratory Pressure (Auto-PEEP) Calculation, 239**  
*Suzanne M. Burns*
- 31 **Compliance and Resistance Measurement, 244**  
*Suzanne M. Burns*
- 32 **Manual Self-Inflating Resuscitation Bag-Valve Device, 248**  
*Suzanne M. Burns*
- 33 **Indices of Oxygenation, 255**  
*Suzanne M. Burns*
- 34 **Shunt Calculation, 259**  
*Suzanne M. Burns*
- 35 **Invasive Mechanical Ventilation (Through an Artificial Airway): Volume and Pressure Modes, 262**  
*Suzanne M. Burns*

- 36 **Standard Weaning Criteria: Negative Inspiratory Force or Pressure, Positive Expiratory Pressure, Spontaneous Tidal Volume, Vital Capacity, and Rapid Shallow Breathing Index, 285**  
*Suzanne M. Burns*
- 37 **Weaning Process, 291**  
*Suzanne M. Burns*
- 38 **Peripheral Nerve Stimulators, 303**  
*Janet G. Whetstone Foster*

## Unit II Cardiovascular System

### SECTION FIVE

Cardiac Emergencies: *Section Editor, Debra Lynn-McHale Wiegand*

- 39 **Automated External Defibrillation, 312**  
*Charlotte A. Green*
- 40 **Cardioversion, 319**  
*Cynthia Hambach*
- 41 **Defibrillation (External), 329**  
*Cynthia Hambach*
- 42 **ⓐ Defibrillation (Internal), 337**  
*Linda Schakenbach*
- 43 **ⓐ Emergent Open Sternotomy (Perform), 343**  
*Linda Schakenbach*
- 44 **Emergent Open Sternotomy (Assist), 350**  
*Linda Schakenbach*
- 45 **ⓐ Pericardiocentesis (Perform), 355**  
*Deborah E. Becker*
- 46 **Pericardiocentesis (Assist), 364**  
*Deborah E. Becker*

### SECTION SIX

Cardiac Pacemakers: *Section Editor, Debra Lynn-McHale Wiegand*

- 47 **Atrial Electrogram, 371**  
*Teresa Preuss and Debra Lynn-McHale Wiegand*
- 48 **ⓐ Atrial Overdrive Pacing (Perform), 380**  
*Linda Schakenbach*
- 49 **ⓐ Epicardial Pacing Wire Removal, 387**  
*Linda Schakenbach*
- 50 **Implantable Cardioverter-Defibrillator, 391**  
*Carol A. Offutt and Sharon R. Josephson-Keeven*
- 51 **Permanent Pacemaker (Assessing Function), 403**  
*Carol A. Offutt*
- 52 **Temporary Transcutaneous (External) Pacing, 413**  
*Valerie Spotts*
- 53 **ⓐ Temporary Transvenous Pacemaker Insertion (Perform), 421**  
*Deborah E. Becker*
- 54 **Temporary Transvenous and Epicardial Pacing, 429**  
*Valerie Spotts*

### SECTION SEVEN

Circulatory Assist Devices: *Section Editor, Debra Lynn-McHale Wiegand*

- 55 **Intraaortic Balloon Pump Management, 443**  
*Deborah Castellucci*
- 56 **ⓐ Ventricular Assist Devices, 464**  
*Desiree A. Fleck and Mark Puhlman*

### SECTION EIGHT

Electrocardiographic Leads and Cardiac Monitoring: *Section Editor, Debra Lynn-McHale Wiegand*

- 57 **Electrocardiographic Leads and Cardiac Monitoring, 490**  
*Mary G. McKinley*
- 58 **Extra Electrocardiographic Leads: Right Precordial and Left Posterior Leads, 502**  
*Shu-Fen Wung and Barbara J. Drew*
- 59 **Continuous ST-Segment Monitoring, 511**  
*Michele M. Pelter and Mary G. Carey*
- 60 **Twelve-Lead Electrocardiogram, 519**  
*Mary G. McKinley*

### SECTION NINE

Hemodynamic Monitoring: *Section Editor, Debra Lynn-McHale Wiegand*

- 61 **ⓐ Arterial Catheter Insertion (Perform), 527**  
*Deborah E. Becker*
- 62 **Arterial Catheter Insertion (Assist), Care, and Removal, 534**  
*Rose B. Shaffer*
- 63 **Arterial Pressure-Based Cardiac Output Monitoring, 548**  
*Mary Ellen Kern*
- 64 **Blood Sampling from an Arterial Catheter, 555**  
*Rose B. Shaffer*
- 65 **Blood Sampling from a Central Venous Catheter, 565**  
*Teresa Preuss and Debra Lynn-McHale Wiegand*
- 66 **Blood Sampling from a Pulmonary Artery Catheter, 572**  
*Teresa Preuss and Debra Lynn-McHale Wiegand*
- 67 **Cardiac Output Measurement Techniques (Invasive), 577**  
*Deborah G. Klein*
- 68 **Central Venous Catheter Removal, 595**  
*Teresa Preuss and Debra Lynn-McHale Wiegand*
- 69 **Central Venous Catheter Site Care, 600**  
*Teresa Preuss and Debra Lynn-McHale Wiegand*
- 70 **Central Venous/Right Atrial Pressure Monitoring, 603**  
*Teresa Preuss and Debra Lynn-McHale Wiegand*
- 71 **Left Atrial Catheter: Care and Assisting with Removal, 609**  
*Barbara Leeper*

- 72 **AP Pulmonary Artery Catheter Insertion (Perform), 617**  
*Desiree A. Fleck*
- 73 **Pulmonary Artery Catheter Insertion (Assist) and Pressure Monitoring, 626**  
*Teresa Preuss and Debra Lynn-McHale Wiegand*
- 74 **Pulmonary Artery Catheter Removal, 648**  
*Teresa Preuss and Debra Lynn-McHale Wiegand*
- 75 **Pulmonary Artery Catheter and Pressure Lines, Troubleshooting, 655**  
*Teresa Preuss and Debra Lynn-McHale Wiegand*
- 76 **Single-Pressure and Multiple-Pressure Transducer Systems, 670**  
*Teresa Preuss and Debra Lynn-McHale Wiegand*

**SECTION TEN**

Special Cardiac Procedures: *Section Editor, Debra Lynn-McHale Wiegand*

- 77 **AP Arterial and Venous Sheath Removal, 681**  
*Rose B. Shaffer*
- 78 **Pericardial Catheter Management, 690**  
*Mary Ellen Kern*
- 79 **Transesophageal Echocardiography (Assist), 705**  
*Linda M. Hoke and Janice Y. Dawson*

**SECTION ELEVEN**

Vascular Access: *Section Editor, Debra Lynn-McHale Wiegand*

- 80 **AP Arterial Puncture, 713**  
*Linda Bucher and Joel M. Brown II*
- 81 **AP Central Venous Catheter Insertion (Perform), 721**  
*Desiree A. Fleck*
- 82 **Central Venous Catheter Insertion (Assist), 738**  
*Desiree A. Fleck*
- 83 **AP Implantable Venous Access Device: Access, Deaccess, and Care, 745**  
*Anne C. Muller*
- 84 **Intraosseous Devices, 755**  
*Robin Scott and Michael W. Day*
- 85 **AP Peripherally Inserted Central Catheter, 763**  
*Linda Bucher and Linda V. Sanderson*

**Unit III Neurologic System****SECTION TWELVE**

Neurologic Monitoring: *Section Editors, Mary Beth Flynn Makic and Debra Lynn-McHale Wiegand*

- 86 **Bispectral Index Monitoring, 775**  
*Richard B. Arbour*
- 87 **Brain Tissue Oxygen Monitoring: Insertion (Assist), Care, and Troubleshooting, 792**  
*Eileen Maloney-Wilensky, Stephanie A. Bloom, and Michael F. Stiefel*

- 88 **Intracranial Bolt and Fiberoptic Catheter Insertion (Assist), Intracranial Pressure Monitoring, Care, Troubleshooting, and Removal, 802**  
*Tess Slazinski*
- 89 **Combination Intraventricular/Fiberoptic Catheter Insertion (Assist), Monitoring, Nursing Care, Troubleshooting, and Removal, 809**  
*Tess Slazinski*
- 90 **Jugular Venous Oxygen Saturation Monitoring: Insertion (Assist), Patient Care, Troubleshooting, and Removal, 816**  
*Tess Slazinski*
- 91 **Lumbar Subarachnoid Catheter Insertion (Assist) for Cerebrospinal Fluid Drainage and Pressure Monitoring, 826**  
*Mary Beth Flynn Makic and Debra Lynn-McHale Wiegand*
- 92 **Intraventricular Catheter with External Transducer for Cerebrospinal Fluid Drainage and Intracranial Pressure Monitoring, 836**  
*D. Nathan Preuss*
- 93 **AP Transcranial Doppler Monitoring, 849**  
*Anne W. Alexandrov*

**SECTION THIRTEEN**

Special Neurologic Procedures: *Section Editors, Mary Beth Flynn Makic and Debra Lynn-McHale Wiegand*

- 94 **External and Intravascular Warming/Cooling Devices, 861**  
*Nicole L. Kupchik*
- 95 **AP Lumbar Puncture (Perform), 872**  
*Susan Chioffi*
- 96 **Lumbar Puncture (Assist), 880**  
*Susan Chioffi*

**SECTION FOURTEEN**

Traction Management: *Section Editors, Debra Lynn-McHale Wiegand and Teresa Preuss*

- 97 **Cervical Tongs or Halo Ring: Application for Use in Cervical Traction (Assist), 888**  
*Mary Hanson*
- 98 **Halo Ring and Vest Care, 895**  
*Mary Hanson*
- 99 **Pin Site Care: Cervical Tongs and Halo Pins, 904**  
*Mary Hanson*
- 100 **Cervical Traction Maintenance, 908**  
*Mary Hanson*



**SECTION FIFTEEN**

Pain Management: *Section Editors,*  
*Debra Lynn McHale Wiegand and Teresa Preuss*

- 101 Epidural Catheters: Assisting with Insertion and Pain Management, 915**  
*Sarah-Jane Lawless*
- 102 Patient-Controlled Analgesia, 928**  
*Lorie Ann Meek*
- 103 Peripheral Nerve Blocks: Assisting with Insertion and Pain Management, 936**  
*Sarah-Jane Lawless*

**Unit IV Gastrointestinal System****SECTION SIXTEEN**

Special Gastrointestinal Procedures: *Section Editor,*  
*Eleanor Fitzpatrick*

- 104 Esophagogastric Tamponade Tube, 947**  
*Kathy Bunzli*
- 105 Gastric Lavage in Hemorrhage and Overdose, 958**  
*Ann G. Will*
- 106 Intraabdominal Pressure Monitoring, 967**  
*John J. Gallagher*
- 107  Paracentesis (Perform), 981**  
*Eleanor Fitzpatrick*
- 108 Paracentesis (Assist), 988**  
*Eleanor Fitzpatrick*
- 109  Peritoneal Lavage (Perform), 994**  
*Jenny Bosley*
- 110 Peritoneal Lavage (Assist), 1002**  
*Jenny Bosley*
- 111 Endoscopic Therapy, 1010**  
*Eleanor Fitzpatrick*

**Unit V Renal System****SECTION SEVENTEEN**

Renal Replacement: *Section Editor, Teresa Preuss*

- 112 Continuous Renal Replacement Therapies, 1018**  
*Sonia M. Astle*
- 113 Hemodialysis, 1033**  
*Sonia M. Astle*
- 114 Peritoneal Dialysis, 1048**  
*Sonia M. Astle*


**Unit VI Hematologic System****SECTION EIGHTEEN**

Fluid Management: *Section Editor, Teresa Preuss*

- 115 Use of a Massive Infusion Device and a Pressure Infusor Bag, 1057**  
*D. Nathan Preuss*

**SECTION NINETEEN**

Special Hematologic Procedures: *Section Editor,*  
*Teresa Preuss*

- 116 Apheresis and Therapeutic Plasma Exchange (Assist), 1070**  
*Sonia M. Astle*
- 117  Bone Marrow Biopsy and Aspiration (Perform), 1079**  
*Eileen C. Finnegan*
- 118 Bone Marrow Biopsy and Aspiration (Assist), 1086**  
*Eileen C. Finnegan*



**Unit VII Integumentary System****SECTION TWENTY**

Burn Wound Management: *Section Editor,*  
*Mary Beth Flynn Makie*

- 119 Donor Site Care, 1091**  
*Elizabeth A. Mann*
- 120 Burn Wound Care, 1097**  
*Elizabeth A. Mann*
- 121 Skin Graft Care, 1109**  
*Dawn Lequatte Sculco*


**SECTION TWENTY-ONE**

Special Integumentary Procedures: *Section Editor,*  
*Mary Beth Flynn Makie*

- 122  Intracompartmental Pressure Monitoring, 1118**  
*Christine A. Cottingham*
- 123 Pressure Redistribution Surfaces: Continual Lateral Rotation Therapy and RotoRest™ Lateral Rotation Surface, 1124**  
*Shannon Johnson*
- 124  Wound Closure, 1133**  
*Tracey Anderson*
- 125 Suture and Staple Removal, 1144**  
*Tracey Anderson*

**SECTION TWENTY-TWO**

Wound Management: *Section Editor,*  
*Mary Beth Flynn Makie*

- 126 Cleaning, Irrigating, Culturing, and Dressing an Open Wound, 1149**  
*Marylou V. Robinson*
- 127  Débridement: Pressure Ulcers, Burns, and Wounds, 1159**  
*Julie Lynn Henderson*
- 128 Wound Management with Excessive Drainage, 1166**  
*Mary Beth Flynn Makie*
- 129 Drain Removal, 1172**  
*Mary Beth Flynn Makie*

**130 Fecal Containment Devices and Bowel Management System, 1175**

*Mary Beth Flynn Makic*

**131 Negative-Pressure Wound Therapy, 1182**

*Paula Gipp*

**Unit VIII Nutrition: Section Editor,  
Eleanor Fitzpatrick**

**132 Small-Bore Feeding Tube Insertion Using an Electromagnetic Guidance System (CORTRAK®), 1192**

*Karen A. Gilbert and Patricia H. Worthington*


**133 Percutaneous Endoscopic Gastrostomy (PEG), Gastrostomy, and Jejunostomy Tube Care, 1201**

*Margaret M. Ecklund*

**134 Small-Bore Feeding Tube Insertion and Care, 1206**

*Margaret M. Ecklund*

**Unit IX End of Life: Section Editor,  
Debra Lynn-McHale Wiegand**

**135  Determination of Death in Adult Patients, 1211**

*Margaret L. Campbell*

**136 Organ Donation: Identification of Potential Organ Donors, Request for Organ Donation, and Care of the Organ Donor, 1223**

*D. Nathan Preuss*


**137 Donation After Cardiac Death, 1229**

*Margaret L. Campbell*

**138 Withholding and Withdrawing Life-Sustaining Therapy, 1235**

*Debra Lynn-McHale Wiegand and Margaret M. Mahon*

**Unit X Calculating Medication Doses:  
Section Editor, Eleanor Fitzpatrick**

**139  Calculating Doses and Flow Rates and Administering Continuous Intravenous Infusions, 1242**

*Shelley Burcat and Maribeth Kelly*