

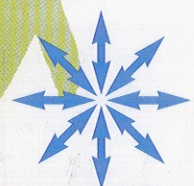


Edited by Efstratios N. Pistikopoulos,
Michael C. Georgiadis, and Vivek Dua

 WILEY-VCH

Energy Systems Engineering

Volume 5

Volume Editors:
M. C. Georgiadis
E. S. Kikkinides
E. N. Pistikopoulos



Centre for
Process Systems
Engineering

Contents

| | |
|--|-----------|
| Preface | <i>XI</i> |
| List of Contributors | <i>XV</i> |
| 1 Polygeneration Systems Engineering | 1 |
| <i>P. Liu, E.N. Pistikopoulos and Z. Li</i> | <i>1</i> |
| 1.1 Introduction to Polygeneration Energy Systems | 1 |
| 1.1.1 Background | 1 |
| 1.1.2 Development Plans | 4 |
| 1.1.2.1 Vision 21 Plan | 4 |
| 1.1.2.2 China's Plan for Polygeneration Energy Systems | 7 |
| 1.2 Model for Strategic Investment Planning | 8 |
| 1.2.1 Mathematical Formulation | 8 |
| 1.2.2 Investment Planning for a Polygeneration Plant – a Case Study | 15 |
| 1.3 Model for Configuration Design | 18 |
| 1.3.1 Introduction | 19 |
| 1.3.2 Superstructure Representation | 20 |
| 1.3.3 Mathematical Model | 23 |
| 1.3.3.1 Physical Representation of the Process | 24 |
| 1.3.3.2 Economic Section of the Model | 29 |
| 1.3.4 A Polygeneration Plant for Electricity and Methanol – a Case Study | 31 |
| 1.3.4.1 Scenario Settings and Model Results | 31 |
| 1.3.4.2 Discussion and Sensitivity Analysis | 34 |
| 1.4 Concluding Remarks | 36 |
| 2 Multiobjective Design and Optimization of Urban Energy Systems | 39 |
| <i>F. Maréchal, C. Weber and D. Favrat</i> | <i>39</i> |
| 2.1 Introduction | 39 |
| 2.2 Structuring Phase | 42 |
| 2.2.1 Definition of the List of Available Energy Sources | 42 |
| 2.2.2 Energy Consumption Profiles Including Power and Temperature Levels | 42 |

| | | |
|----------|--|-----------|
| 2.2.3 | Routing Algorithm | 42 |
| 2.2.4 | Technology Database | 43 |
| 2.3 | Optimization Phase | 44 |
| 2.4 | The Postprocessing Phase | 44 |
| 2.5 | Resolution Strategy of the Optimization Phase | 45 |
| 2.6 | Mathematical Formulation of the Optimization Phase | 47 |
| 2.6.1 | The Master Optimization | 47 |
| 2.6.1.1 | Objective Function and Decision Variables | 47 |
| 2.6.1.2 | Constraints and Parameters | 47 |
| 2.6.2 | The Slave Optimization | 48 |
| 2.6.2.1 | Objective Function and Decision Variables | 48 |
| 2.6.2.2 | Constraints of the Slave Optimization | 48 |
| 2.6.2.3 | First Principle Energy Balances | 49 |
| 2.6.2.4 | Heat Cascade Constraints | 52 |
| 2.6.2.5 | Electricity Balances | 53 |
| 2.6.2.6 | Mass Balances | 55 |
| 2.6.2.7 | Connections of Nodes and Implementation/Location of the Technologies | 55 |
| 2.6.2.8 | Costing and CO ₂ Emission Functions | 57 |
| 2.6.2.9 | Considering Multiobjective Aspects in the Slave Optimization | 60 |
| 2.6.2.10 | Empirical Constraints | 60 |
| 2.6.3 | Data Processing Routine | 61 |
| 2.7 | Test Case Application | 63 |
| 2.7.1 | Structuring of the Information | 63 |
| 2.7.1.1 | List of Available Energy Sources | 64 |
| 2.7.1.2 | Energy Consumption Profiles Including Power and Temperature Levels | 64 |
| 2.7.1.3 | Spatial Constraints and Possible Connections | 69 |
| 2.7.1.4 | Decentralized Technologies | 69 |
| 2.8 | Optimization | 70 |
| 2.8.1 | Decision Variables | 70 |
| 2.8.1.1 | Conditions Defined for the Optimization | 70 |
| 2.8.1.2 | Resolution Phase Analysis | 70 |
| 2.8.1.3 | Pareto Optimal Frontier | 72 |
| 2.8.1.4 | Space Restrictions | 79 |
| 2.8.1.5 | Inhomogeneous Requirements | 79 |
| 2.8.2 | Final Configuration Choice | 81 |
| 2.9 | Conclusions | 81 |
| 3 | Hydrogen-Based Energy Systems: The Storage Challenge | 85 |
| | <i>E.S. Kikkiniades</i> | 85 |
| 3.1 | Introduction | 85 |
| 3.2 | Underground Hydrogen Storage | 87 |
| 3.2.1 | Process Operation and Energy Issues | 89 |
| 3.3 | Hydrogen Storage by Compression | 90 |

| | | |
|----------|---|------------|
| 3.3.1 | Process Operation and Energy Issues | 91 |
| 3.4 | Hydrogen Storage by Liquefaction | 93 |
| 3.4.1 | Process Operation and Energy Issues | 94 |
| 3.5 | “Solid” Hydrogen Storage | 98 |
| 3.5.1 | Adsorbents | 99 |
| 3.5.2 | Metal and Chemical Hydrides | 101 |
| 3.5.3 | Process Operation and Energy Issues | 102 |
| 3.5.3.1 | Material Balance | 103 |
| 3.5.3.2 | Energy Balance | 103 |
| 3.5.3.3 | Momentum Balance | 103 |
| 3.5.3.4 | Adsorption Kinetics and Equilibrium | 104 |
| 3.5.3.5 | Absorption Kinetics and Equilibrium | 104 |
| 3.5.3.6 | Boundary and Initial Conditions | 106 |
| 3.5.4 | Solution of the Model | 108 |
| 3.5.5 | Determination of Optimal Adsorption Properties in a Carbon-Based Adsorbent | 108 |
| 3.5.6 | Effect of the Heat Conduction Coefficient | 111 |
| 3.5.7 | Optimal Design and Control of Hydrogen Storage in a Metal-Hydride Bed | 112 |
| 3.5.8 | Modeling the Heat Exchange Process | 113 |
| 3.6 | Dynamic Optimization Framework | 114 |
| 3.6.1 | Process Constraints | 114 |
| 3.6.2 | Solution Approach | 115 |
| 3.6.3 | Optimization Results for Controlling the Cooling Medium Flow Rate | 117 |
| 3.7 | Conclusions | 118 |
| 4 | Hydrogen Energy Systems | 125 |
| | <i>L. Zheng, L. Chang, D. Gao, P. Liu and E.N. Pistikopoulos</i> | 125 |
| 4.1 | Introduction of Hydrogen Production Technologies and their Integration into Polygeneration Energy Systems | 126 |
| 4.1.1 | Introduction of Hydrogen Production Technologies | 126 |
| 4.1.2 | Integration of Hydrogen Production into Polygeneration Energy Systems | 127 |
| 4.1.2.1 | Integration into a Hydrogen-Electricity Polygeneration System | 127 |
| 4.1.2.2 | Economic Analysis of Hydrogen-Electricity Polygeneration Systems | 130 |
| 4.2 | Methodology of Hydrogen Infrastructure Strategic Planning Model | 138 |
| 4.2.1 | Hydrogen Infrastructure Pathway Options | 138 |
| 4.2.2 | Model Overview | 141 |
| 4.3 | Case Study Application | 145 |
| 4.3.1 | Hydrogen Energy System Taking Methanol as an Agent | 145 |

| | | |
|----------|---|------------|
| 4.3.2 | A Case Study of China Hydrogen Infrastructure Strategic Planning | 146 |
| 4.4 | Conclusions | 156 |
| 5 | Integrated Optimization of Oil and Gas Production | 159 |
| | <i>M.C. Georgiadis and E.N. Pistikopoulos</i> | 159 |
| 5.1 | Introduction | 159 |
| 5.2 | General Problem Statement | 163 |
| 5.3 | Mathematical Model | 163 |
| 5.4 | Separable Programming for Optimization of Production Operations | 170 |
| 5.4.1 | Well Oil Rate Upper and Lower Bounds and Piecewise Linear Approximation | 172 |
| 5.5 | Solution Procedure | 177 |
| | Remarks | 178 |
| | Remark | 179 |
| 5.6 | Accuracy and Robustness of the Formulation | 179 |
| 5.7 | Examples | 183 |
| 5.7.1 | Naturally Flowing Wells | 183 |
| 5.7.2 | Gas-Lift Well Example | 186 |
| 5.7.3 | Treelike Structure Pipeline Network | 188 |
| 5.8 | Conclusions | 189 |
| 6 | Wind Turbines Modeling and Control | 195 |
| | <i>K. Kouramas and E.N. Pistikopoulos</i> | 195 |
| 6.1 | Introduction | 195 |
| 6.2 | Wind Turbine System Modeling | 196 |
| 6.2.1 | Modeling of the Rotor Aerodynamics | 197 |
| 6.2.2 | Drive Train Model | 199 |
| 6.2.3 | Modeling the Induction Generator | 200 |
| 6.2.3.1 | The Fifth-Order Model | 201 |
| 6.2.3.2 | Reduced-Order Model | 202 |
| 6.3 | Dynamic Performance Simulation | 203 |
| 6.3.1 | Wind Turbine Dynamic Behavior | 203 |
| 6.3.2 | Simulations | 205 |
| 6.4 | Power Control | 207 |
| 6.5 | Conclusions | 213 |
| 7 | Stochastic Optimization of Investment Planning Problems in the Electric Power Industry | 215 |
| | <i>D. Kuhn, P. Pappas and B. Rustem</i> | 215 |
| 7.1 | Introduction | 215 |
| 7.2 | Stochastic Programming Concepts | 217 |
| 7.2.1 | Modeling Framework | 218 |

| | | |
|----------|--|------------|
| 7.3 | A Capacity Expansion Model | 219 |
| 7.4 | Probabilistic Model | 223 |
| 7.5 | Decomposition Algorithms | 226 |
| 7.5.1 | Nested Benders Decomposition | 227 |
| 8 | Integrated Design of CO₂ Capture Processes from Natural Gas | 231 |
| | <i>F.E. Pereira, E. Keskes, A. Galindo, G. Jackson and C.S. Adjiman</i> | 231 |
| 8.1 | Introduction | 231 |
| 8.1.1 | Choice of Separation Technique | 232 |
| 8.1.2 | Choice of Solvent for Physical Absorption | 232 |
| 8.1.3 | A Basic Physical Absorption Process Flowsheet | 233 |
| 8.2 | Development of a Process Model | 234 |
| 8.2.1 | SAFT-VR Model for CO ₂ /CH ₄ / <i>n</i> -Alkane Mixtures | 235 |
| 8.3 | Optimization Methodology | 238 |
| 8.3.1 | Formulation of the Design Problem | 240 |
| 8.3.2 | Process Optimization | 241 |
| 8.4 | Optimal Designs | 242 |
| 8.5 | Conclusions | 246 |
| 9 | Energy Efficiency and Carbon Footprint Reduction | 249 |
| | <i>J.J. Klemeš, I. Bulatov and S.J. Perry</i> | 249 |
| 9.1 | Introduction | 249 |
| 9.2 | Overview of Energy-Saving Techniques | 251 |
| 9.3 | Screening and Scoping: Energy Audit, Benchmarking, and Good Housekeeping | 253 |
| 9.4 | Energy-Saving Analysis: Balancing and Flowsheeting Simulation | 255 |
| 9.5 | Integrated Approach: Heat Integration | 257 |
| 9.6 | Energy Efficiency Optimization | 265 |
| 9.6.1 | Energy Management and Control | 265 |
| 9.6.2 | Energy Management Systems (EMS) and Programs | 266 |
| 9.7 | Emerging Energy-Saving Technologies | 267 |
| 9.7.1 | Methodology – the Description of the Algorithm | 268 |
| 9.7.2 | EMINENT Tool Description | 272 |
| 9.8 | Emissions and Carbon Footprint | 274 |
| 9.8.1 | Technologies and Their CFPs | 277 |
| 9.8.1.1 | Micro-CHP | 277 |
| 9.8.1.2 | Reciprocating Engines | 277 |
| 9.8.1.3 | Stirling Engines | 277 |
| 9.8.1.4 | Fuel Cells | 278 |
| 9.8.2 | Biomass | 279 |
| 9.8.3 | Solar | 280 |
| 9.8.4 | Wind | 283 |
| 9.8.5 | Overall CFP Performance of the Technologies for Energy Use | 283 |

| | | |
|-----------|--|------------|
| 9.9 | A Selection of Industrial and Residential Sector Applications: Petrochemical, Hospital Complex, Food and Drink | 284 |
| 9.9.1 | Petrochemicals – Fluid Catalytic Cracking | 284 |
| 9.9.2 | Hospital Complex | 289 |
| 9.9.3 | Food and Drink | 291 |
| 9.10 | Conclusions | 297 |
| 10 | Optimization of Structure and Operating Parameters of a Sequence of Distillation Columns for Thermal Separation of Hydrocarbon Mixtures | 301 |
| | <i>M. Markowski and K. Urbaniec</i> | <i>301</i> |
| 10.1 | Introduction | 301 |
| 10.2 | Methodology of Thermal Integration of a System Comprising a Sequence of Distillation Columns and a Refrigeration Subsystem | 302 |
| 10.3 | Mathematical Model of an Ideal Distillation Column | 305 |
| 10.4 | Thermal Integration Procedure for a System Employing Conventional Distillation Columns | 308 |
| 10.4.1 | Theoretical Model | 308 |
| 10.4.2 | Thermal Integration | 309 |
| 10.4.3 | Example | 311 |
| 10.5 | Thermal Integration Procedure for a System Employing Heat-Integrated Distillation Columns | 315 |
| 10.5.1 | Adjustment of the Theoretical Model | 315 |
| 10.5.2 | Thermal Integration | 317 |
| 10.5.3 | Example | 317 |
| 10.6 | Conclusions | 321 |