

Expert **CONSULT**

Activate at expertconsult.com

**Searchable Full
Text Online**

Hematopathology

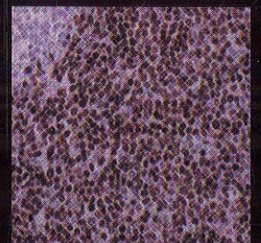
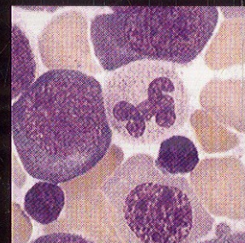
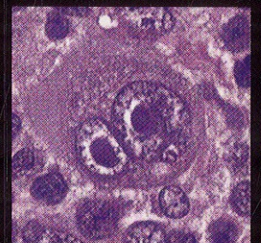
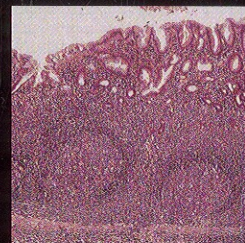
Elaine S. Jaffe

Nancy Lee Harris

James W. Vardiman

Elias Campo

Daniel A. Arber



ELSEVIER
SAUNDERS

PART I Technical Aspects

- 1. Processing of the Lymph Node Biopsy Specimen 3**
Yasodha Natkunam and Roger A. Warnke
- 2. Fine-Needle Aspiration of Lymph Nodes 14**
Armando C. Filie and Andrea Abati
- 3. Collection, Processing, and Examination of Bone Marrow Specimens 27**
Phuong L. Nguyen
- 4. Immunohistochemistry for the Hematopathology Laboratory 36**
Stefania Pittaluga, Todd S. Barry, and Mark Raffeld
- 5. Flow Cytometry 46**
Maryalice Stetler-Stevenson and Constance M. Yuan
- 6. Molecular Diagnosis in Hematopathology 56**
Wing C. (John) Chan, Timothy C. Greiner, and Adam Bagg
- 7. Cytogenetic Analysis and Related Techniques in Hematopathology 81**
Gouri Nanjangud, Nallasivam Palanisamy, Jane Houldsworth, and R. S. K. Chaganti

PART II Normal and Reactive Conditions of Hematopoietic Tissues

- 8. Normal Lymphoid Organs and Tissues 97**
Elias Campo, Elaine S. Jaffe, and Nancy Lee Harris
- 9. The Reactive Lymphadenopathies 118**
Eric D. Hsi and Bertram Schnitzer
- 10. The Normal Bone Marrow 140**
Barbara J. Bain
- 11. Evaluation of Anemia, Leukopenia, and Thrombocytopenia 154**
Carla S. Wilson and Russell K. Brynes
- 12. Bone Marrow Findings in Inflammatory, Infectious, and Metabolic Disorders 194**
Nancy S. Rosenthal

PART III Lymphoid Neoplasms

- 13. Principles of Classification of Lymphoid Neoplasms 211**
Elaine S. Jaffe, Nancy Lee Harris, and Elias Campo

SECTION 1 • MATURE B-CELL NEOPLASMS

- 14. Mature B-Cell Neoplasms: Chronic Lymphocytic Leukemia-Small Lymphocytic Lymphoma, B-Cell Prolymphocytic Leukemia, and Lymphoplasmacytic Lymphoma 221**
David S. Viswanatha, Karen Dyer Montgomery, and Kathryn Foucar
- 15. Hairy Cell Leukemia 247**
Robert P. Hasserjian
- 16. Splenic Marginal Zone Lymphoma 256**
Miguel A. Piris, Manuela Mollejo, Ignacio Chacón, Juan F. García, Francisca I. Camacho, and Miguel Ángel de la Cruz Mora
- 17. Follicular Lymphoma 267**
Nancy Lee Harris, Laurence de Leval, and Judith A. Ferry
- 18. Extranodal Marginal Zone Lymphoma: MALT Lymphoma 291**
Peter G. Isaacson
- 19. Primary Cutaneous B-Cell Lymphoma 306**
Lyn McDivitt Duncan
- 20. Nodal Marginal Zone Lymphoma 319**
Elaine S. Jaffe
- 21. Mantle Cell Lymphoma 333**
Elias Campo, Pedro Jares, and Elaine S. Jaffe
- 22. Diffuse Large B-Cell Lymphoma 349**
Alexander C. L. Chan and John K. C. Chan
- 23. Lymphomatoid Granulomatosis 382**
Elaine S. Jaffe and Stefania Pittaluga
- 24. Burkitt's Lymphoma 391**
Randy D. Gascoyne, Reiner Siebert, and Joseph M. Connors
- 25. Plasma Cell Neoplasms 410**
Robert W. McKenna and Stephen H. Kroft
- 26. Nodular Lymphocyte-Predominant Type of Hodgkin's Lymphoma 436**
Çiğdem Atayar and Sibbrand Poppema

- 27. Classical Hodgkin's Lymphoma** 454
Falko Fend

SECTION 2 • MATURE T-CELL AND NK-CELL NEOPLASMS

- 28. NK-Cell Neoplasms** 473
Wah Cheuk and John K. C. Chan
- 29. Epstein-Barr Virus—Positive Systemic T-Lymphoproliferative Disorders and Related Lymphoproliferations of Childhood** 492
Young HyeH Ko and Elaine S. Jaffe
- 30. T-Cell Large Granular Lymphocytic Leukemia** 506
Fan Zhou and Wing C. (John) Chan
- 31. T-Cell Prolymphocytic Leukemia** 513
Anna Porwit and Miroslav Djokic
- 32. Adult T-Cell Leukemia/Lymphoma** 521
Elaine S. Jaffe
- 33. Hepatosplenic T-Cell Lymphoma** 532
Philippe Gaulard
- 34. Peripheral T-Cell Lymphoma, Not Otherwise Specified** 541
Laurence de Leval, Elisabeth Ralfkiaer, and Elaine S. Jaffe
- 35. Angioimmunoblastic T-Cell Lymphoma** 554
Leticia Quintanilla-Martinez and German Ott
- 36. Anaplastic Large Cell Lymphoma, ALK Positive and ALK Negative** 564
Georges Delsol, Laurence Lamant-Rochaix, and Pierre Brousset
- 37. Enteropathy-Associated T-Cell Lymphoma and Other Primary Intestinal T-Cell Lymphomas** 580
Peter G. Isaacson
- 38. Mycosis Fungoides and Sézary Syndrome** 588
Philip E. LeBoit
- 39. Primary Cutaneous CD30-Positive T-Cell Lymphoproliferative Disorders** 604
Marshall E. Kadin
- 40. Primary Cutaneous T-Cell Lymphomas: Rare Subtypes** 617
Lyn McDivitt Duncan and Shimareet Kumar

SECTION 3 • PRECURSOR B- AND T-CELL NEOPLASMS

- 41. Precursor B- and T-Cell Neoplasms** 629
Frederick Karl Racke and Michael J. Borowitz

- 42. Acute Leukemias of Ambiguous Lineage** 640
Edward G. Weir and Michael J. Borowitz

PART IV Myeloid Neoplasms

- 43. Principles of Classification of Myeloid Neoplasms** 649
Daniel A. Arber and James W. Vardiman
- 44. The Myelodysplastic Syndromes** 656
David R. Head and Katherine S. Hamilton
- 45. Acute Myeloid Leukemia** 672
Daniel A. Arber and Amy Heerema-McKenney
- 46. Myeloproliferative Neoplasms** 698
James W. Vardiman
- 47. Myelodysplastic/Myeloproliferative Neoplasms** 733
Elizabeth Hyjek and James W. Vardiman
- 48. Mastocytosis** 757
Hans-Peter Horny, Karl Sotlar, and Peter Valent
- 49. Eosinophilia and Chronic Eosinophilic Leukemia, Including Myeloid/Lymphoid Neoplasms with Eosinophilia and Abnormalities of *PDGFRA*, *PDGFRB*, and *FGFR1*** 777
Barbara J. Bain
- 50. Blastic Plasmacytoid Dendritic Cell Neoplasm** 788
Fabio Facchetti

PART V Histiocytic Proliferations

- 51. Nonneoplastic Histiocytic Proliferations of Lymph Nodes and Bone Marrow** 801
Sherif A. Rezk, John L. Sullivan, and Bruce A. Woda
- 52. Langerhans Cell Histiocytosis and Langerhans Cell Sarcoma** 811
Ronald Jaffe
- 53. Other Histiocytic and Dendritic Cell Neoplasms** 827
Karen L. Chang and Lawrence M. Weiss

PART VI Immunodeficiency Disorders

- 54. The Pathology of Primary Immunodeficiencies** 839
Megan S. Lim and Kojo S. J. Elenitoba-Johnson

55. Iatrogenic Immunodeficiency-Associated Lymphoproliferative Disorders 854

Steven H. Swerdlow and Fiona E. Craig

56. Hematopathology of Human Immunodeficiency Virus (HIV) Infection 867

Jonathan Said

PART VII

Site-Specific Issues in the Diagnosis of Lymphoma and Leukemia

57. Bone Marrow Evaluation for Lymphoma 887

Beverly P. Nelson and LoAnn C. Peterson

58. Evaluation of the Bone Marrow After Therapy 918

Yasodha Natkunam and Daniel A. Arber

59. Nonhematopoietic Neoplasms of the Bone Marrow 939

Robert E. Hutchison

60. Nonlymphoid Lesions of the Lymph Nodes 951

Dan Jones and L. Jeffrey Medeiros

61. Spleen: Normal Architecture and Neoplastic and Nonneoplastic Lesions 965

Attilio Orazi and Dennis P. O'Malley

62. Diagnosis of Lymphoma in Extranodal Sites Other than Skin 991

Judith A. Ferry

Appendix: Staining Techniques 1021

Phuong L. Nguyen