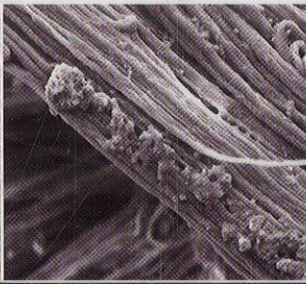

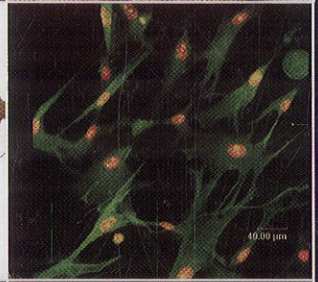
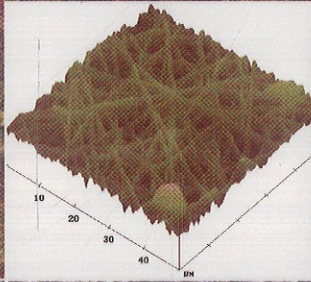
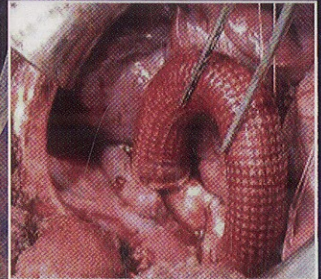


BIOMATERIALS

A Nano Approach



**Seeram Ramakrishna
Murugan Ramalingam
T. S. Sampath Kumar
Winston O. Soboyejo**



CRC Press
Taylor & Francis Group

Contents

Foreword	xiii
Preface.....	xv
Acknowledgments	xvii
About the Book.....	xix
Authors	xxi
1 Overview of Biomaterials	1
1.1 Introduction	1
1.2 Biomaterials: From Then to Now	3
1.3 Impact of Biomaterials.....	9
1.4 Characteristics of Biomaterials.....	11
1.5 Classification of Biomaterials	14
1.5.1 Metallic Biomaterials	18
1.5.2 Ceramic Biomaterials	19
1.5.3 Polymeric Biomaterials	19
1.5.4 Composite Biomaterials	20
1.6 Surface Modification of Biomaterials	20
1.7 Recent Trends in Biomaterials.....	22
1.7.1 Nanobiomaterials: A New Generation Biomaterial	22
1.7.2 Processing of Nanobiomaterials	23
1.7.2.1 Sol-Gel Processing.....	23
1.7.2.2 Biomimetic Processing	24
1.7.2.3 Tissue Engineering Approach.....	26
1.8 Summary.....	28
Glossary.....	29
References	32
2 Basics of Human Biology	35
2.1 Introduction	35
2.2 Structure and Function of the Human Body	35
2.3 Chemical Level	36
2.4 Cellular Level.....	37
2.4.1 Nucleus.....	38
2.4.2 Cytoplasm	39
2.4.3 Cell Membrane	39
2.4.3.1 Transport across the Cell Membrane	40
2.5 Tissue Level.....	41
2.5.1 Epithelial Tissue.....	42
2.5.2 Connective Tissue	43

2.5.3	Muscle Tissue	43
2.5.4	Nerve Tissue	44
2.6	Organ Level.....	44
2.6.1	Skin	44
2.6.2	Bone	46
2.7	System Level	49
	Glossary.....	51
	References	54
	Further Reading.....	55
3	Degradation and Corrosion of Biomaterials.....	57
3.1	Introduction.....	57
3.2	Surface Properties.....	57
3.3	Degradation of Biomaterials.....	62
3.4	Corrosion of Biomaterials	63
3.4.1	Galvanic Corrosion.....	66
3.4.2	Crevice Corrosion.....	66
3.4.3	Pitting Corrosion.....	66
3.4.4	Intergranular Corrosion.....	67
3.4.5	Stress Corrosion	67
3.4.6	Fretting Corrosion	68
3.5	Methods of Corrosion Testing.....	68
3.6	Biocompatibility of Implants.....	70
3.6.1	<i>In Vitro</i> Test Methods.....	71
3.6.2	<i>In Vivo</i> Test Methods	73
3.7	Case Study.....	74
3.8	Summary.....	77
	Glossary.....	77
	References	78
	Further Reading.....	79
4	Failure and Tribology of Biomaterials	81
4.1	Introduction.....	81
4.2	Deformation Mechanics.....	82
4.2.1	Elastic Deformation	84
4.2.2	Plastic Deformation	85
4.3	Deformation Analysis of Biomaterials.....	86
4.4	Fracture Mechanics.....	88
4.5	Classification of Fracture	91
4.5.1	Brittle Fracture.....	92
4.5.2	Ductile Fracture	93
4.6	Brittle to Ductile Transition of Biomaterials	94
4.7	Fracture Toughness.....	96
4.8	Toughness Analysis of Biomaterials	100

4.9	Fatigue Mechanics	104
4.10	Fatigue Analysis of Biomaterials	107
4.11	Tribology	109
	4.11.1 Friction.....	109
	4.11.2 Wear.....	111
4.12	Tribological Analysis of Biomaterials	114
4.13	Case Study.....	117
4.14	Summary.....	119
	Glossary.....	119
	References	121
	Further Reading.....	121
5	Nanoscale Phenomena.....	123
5.1	Introduction	123
5.2	Nanoscale Phenomena	125
	5.2.1 Properties at Nanoscale	126
5.3	Processing of Nanostructured Materials.....	129
	5.3.1 Top-Down Methods.....	130
	5.3.2 Bottom-Up Methods.....	134
5.4	Characterization Techniques.....	139
	5.4.1 X-Ray Diffraction and Scattering Methods.....	140
	5.4.2 Electron Microscopy.....	141
	5.4.3 Scanning Probe Microscopy.....	143
	5.4.4 Light Scattering Techniques.....	145
	5.4.5 Gas Adsorption Measurements.....	147
5.5	Environmental and Safety Aspects of Nanomaterials	148
5.6	Summary.....	155
	Glossary.....	155
	References	157
	Further Reading.....	159
6	Metallic Biomaterials.....	161
6.1	Introduction	161
6.2	Metallic Biomaterials	161
	6.2.1 Stainless Steels.....	163
	6.2.2 Cobalt-Chromium Alloys	168
	6.2.3 Titanium and Titanium-Based Alloys	169
	6.2.4 Shape Memory Alloys.....	172
	6.2.5 Dental Amalgam Alloys	175
	6.2.6 Noble and Other Metals.....	175
6.3	Nanostructured Metallic Implants.....	176
6.4	Case Study.....	179
6.5	Summary.....	183
	Glossary.....	184
	References	185

7 Ceramic Biomaterials	187
7.1 Introduction	187
7.2 Bioceramics	187
7.2.1 Nearly Inert Bioceramics	189
7.2.2 Porous Bioceramics	193
7.2.3 Bioactive Bioceramics	194
7.2.3.1 Bioactive Glasses	195
7.2.3.2 Calcium Phosphate Ceramics.....	197
7.2.4 Bioresorbable Bioceramics	200
7.3 Nanostructured Bioceramics.....	201
7.4 Synthesis and Characterization of Nano Bioceramics.....	201
7.4.1 Synthesis and Characterization of Nano Alumina.....	202
7.4.2 Synthesis and Characterization of Nano Calcium Phosphate Ceramics	208
7.5 Case Study.....	211
7.6 Summary.....	212
Glossary.....	213
References	214
8 Polymeric Biomaterials	217
8.1 Introduction	217
8.1.1 Polymerization Process	217
8.1.1.1 Addition Polymerization.....	217
8.1.1.2 Condensation Polymerization	218
8.1.2 Types of Polymers.....	219
8.1.3 Factors Influencing the Properties of Polymers	221
8.1.3.1 Molecular Weight	221
8.1.3.2 Molecular Structures	221
8.1.3.3 Intermolecular Forces	222
8.1.3.4 Polymer Crystallinity	223
8.1.4 Polymer Characterization	224
8.2 Polymers as Biomaterials	224
8.3 Classification of Polymeric Biomaterials	225
8.4 Naturally Derived Polymers.....	226
8.4.1 Collagen.....	227
8.4.2 Gelatin	228
8.4.3 Chitosan	228
8.5 Synthetic Polymers.....	229
8.5.1 Nonbiodegradable Synthetic Polymers	229
8.5.1.1 Poly(methyl methacrylate)	229
8.5.1.2 Poly(ethylene).....	230
8.5.1.3 Poly(ethylene terephthalate)	230
8.5.2 Biodegradable Synthetic Polymers	230

	8.5.2.1 Poly(lactic acid).....	230
	8.5.2.2 Poly(glycolic acid).....	231
	8.5.2.3 Poly(lactic-co-glycolic acid).....	231
8.6	Polymeric Nanobiomaterials	231
8.7	Processing of Polymer Nanofibers: Current Scenarios.....	232
	8.7.1 Drawing.....	233
	8.7.2 Template Synthesis	233
	8.7.3 Self-Assembly	237
	8.7.4 Phase Separation.....	237
	8.7.5 Electrospinning: A New Approach.....	239
	8.7.5.1 Experimental System	240
	8.7.5.2 Spinning Mechanism.....	240
8.8	Electrospun Polymer Nanofibrous Scaffolds	248
	8.8.1 Collagen Nanofibrous Scaffold	248
	8.8.2 Gelatin Nanofibrous Scaffold.....	250
	8.8.3 Chitosan Nanofibrous Scaffold.....	250
	8.8.4 Poly(L-lactic acid) Nanofibrous Scaffold	251
	8.8.5 Poly(glycolic acid) Nanofibrous Scaffold	252
	8.8.6 Poly(lactic-co-glycolic acid) Nanofibrous Scaffold.....	254
8.9	Biomedical Applications of Polymer Nanofibers	254
	8.9.1 Medical Prostheses	255
	8.9.2 Dental Restoration	256
	8.9.3 Wound Dressing	256
	8.9.4 Drug Delivery.....	258
	8.9.5 Tissue Scaffolds.....	259
8.10	Summary.....	259
	Glossary.....	260
	References	261
9	Composite Biomaterials	263
9.1	Introduction	263
9.2	Classification of Composite Biomaterials	265
	9.2.1 Fibrous Composite Biomaterials.....	265
	9.2.2 Particulate Composite Biomaterials	266
9.3	Biological Responses to Composite Biomaterials.....	269
9.4	Biomedical Applications of Composite Biomaterials.....	269
	9.4.1 Bone Fracture Repair.....	271
	9.4.1.1 Bone Plates and Screws	273
	9.4.2 Joint Replacements.....	275
	9.4.2.1 Total Hip Replacement	276
	9.4.3 Bone Graft Materials	278
	9.4.4 Dental Applications.....	280
	9.4.4.1 Dental Restorative Materials	281
	9.4.4.2 Dental Post	282
	9.4.4.3 Dental Arch Wires and Brackets.....	283

9.5	Evolution of Nanocomposite Biomaterials	284
9.6	Nanocomposites: A New Class of Nanobiomaterials.....	285
9.7	Conventional Nanocomposites	286
9.8	Biomimetic Nanocomposites.....	288
9.9	Tissue-Engineered Nanocomposites.....	290
9.10	Nanocomposites for Growth Factor Delivery	292
9.11	Summary.....	295
	Glossary.....	295
	References	297
10	Nanobiomaterials for Tissue Regeneration	299
10.1	Introduction	299
10.2	Concept of Tissue Engineering	300
10.3	The Promise of Stem Cells.....	301
	10.3.1 Mesenchymal Stem Cells.....	302
10.4	Nanobiomaterials: A New Generation Scaffolding Material ...	304
10.5	Characteristics of a Scaffold	305
10.6	Types of Scaffolding Materials.....	306
	10.6.1 Ceramic Nanobiomaterials.....	307
	10.6.2 Polymeric Nanobiomaterials	307
10.7	Scaffold Designing Using Nanobiomaterials.....	308
10.8	Tissue-Engineered Ceramic Nanobiomaterials.....	308
10.9	Tissue-Engineered Polymeric Nanobiomaterials	311
10.10	Patterning of Biomaterials for Cell Engineering	314
	10.10.1 Chemical Patterning.....	316
	10.10.1.1 Patterning by Microcontact Printing.....	317
	10.10.2 Topographical Patterning	320
	10.10.2.1 Nanoimprint Lithography	321
10.11	Tissue-Engineered Products: The Artificial Skin and Cartilage	324
10.12	Case Study.....	326
10.13	Summary.....	328
	Glossary.....	330
	References	333
	Index.....	335