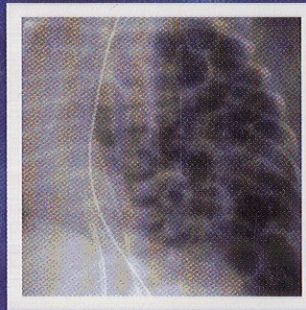

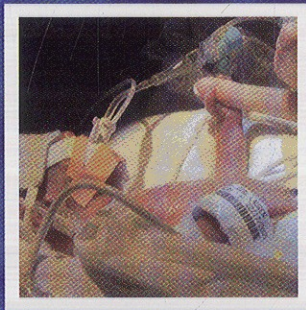



THIRD EDITION

# Perinatal *and* Pediatric Respiratory Care



BRIAN K. WALSH  
MICHAEL P. CZERVINSKE  
ROBERT M. DiBLASI

SAUNDERS  
ELSEVIER

**evolve**  
learning system

## **Section I Fetal Development, Assessment, and Delivery, 1**

### **1 Fetal lung development, 1**

Bruce M. Schnapf

Scott M. Kirley

Stages of lung development, 2

Postnatal lung growth, 5

Factors affecting prenatal and postnatal lung growth, 7

Abnormal lung development, 8

Pulmonary hypoplasia, 8

Alveolar cell development and surfactant production, 8

Fetal lung liquid, 9

### **2 Fetal gas exchange and circulation, 13**

Michael P. Czervinske

Maternal-fetal gas exchange, 13

Cardiovascular development, 14

Fetal circulation and fetal shunts, 17

Transition to extrauterine life, 18

### **3 Antenatal assessment and high-risk delivery, 21**

Antoun Y. Khabbaz

J. Gerald Quirk

Maternal history and risk factors, 21

Antenatal assessment, 26

Intrapartum monitoring, 28

High-risk conditions, 28

### **4 Neonatal assessment and resuscitation, 35**

Craig Patrick Black

Preparation, 36

Stabilizing the neonate, 36

Assessing the neonate, 38

Resuscitating the neonate, 40

## **Section II Assessment and Monitoring of the Neonatal and Pediatric Patient, 47**

### **5 Examination and assessment of the neonatal patient, 47**

Craig Patrick Black

Gestational age and size assessment, 48

Physical examination, 49

Neurologic assessment, 57

Laboratory assessment, 57

### **6 Examination and assessment of the pediatric patient, 61**

Dennis E. Schellhaese

Patient history, 61

Pulmonary examination, 63

Nonpulmonary examination, 68

Laboratory testing, 69

The health care team, 70

Case studies, 70

### **7 Pulmonary function testing and bedside pulmonary mechanics, 73**

Michael P. Czervinske

Michael A. Gentile

Definitions, 74

Special considerations, 74

Mechanics of breathing in newborns, 75

Neonatal pulmonary function testing in the laboratory, 76

Pediatric pulmonary function testing in the laboratory, 79

Measuring pulmonary mechanics at the bedside, 83

Summary, 87

### **8 Radiographic assessment, 91**

J. David Ingram

Radiographic technique, 91

Normal chest anatomy, 92

Positioning of lines and tubes, 95

Airway obstruction, 95

Respiratory distress in the newborn, 97

Atelectasis, 99

Pneumonia, 100

Asthma, 101

Cystic fibrosis, 101

Acute respiratory distress syndrome, 102

Chest trauma, 102

- 9 Pediatric flexible bronchoscopy, 104**  
 Karl Kalavantavanich  
 Craig M. Schramm  
 Indications, 105  
 Contraindications, 107  
 Equipment, 107  
 Preparation, 108  
 Procedure, 111  
 Postprocedural monitoring and complications, 112  
 Equipment maintenance, 113  
 Comparison with rigid bronchoscopy, 113
- 10 Invasive blood gas analysis and cardiovascular monitoring, 116**  
 Robert M. DiBlasi  
 Michael P. Czervinske  
 Blood gas sampling, 117  
 Arterial puncture, 118  
 Capillary blood gas samples, 120  
 Arterial catheters, 122  
 Continuous invasive blood gas monitoring, 125  
 Central venous catheters, 125  
 Pulmonary artery catheterization, 126  
 Noninvasive measurement of cardiac output and perfusion, 129  
 Patient information, 130  
 Frequency, 130  
 Blood gas interpretation, 130  
 Abnormal hemoglobin, 133
- 11 Noninvasive monitoring in neonatal and pediatric care, 137**  
 Cynthia Jacobus  
 Pulse oximetry, 138  
 Transcutaneous monitoring, 140  
 Capnometry, 141  
 Impedance pneumography, 143  
 Electrocardiography, 144  
 Calorimetry, 144
- Section III Therapeutic Procedures for Treatment of Neonatal and Pediatric Disorders, 147**
- 12 Oxygen administration, 147**  
 Sherry L. Barnhart  
 Indications, 148  
 Complications, 148  
 Oxygen administration, 149
- 13 Aerosols and administration of medication, 165**  
 James B. Fink  
 Bruce K. Rubin  
 Neonatal and pediatric medication delivery, 166  
 Aerosol administration in nonintubated infants and children, 167  
 Deposition in intubated infants, 168  
 Aerosol characteristics, 168  
 Aerosol delivery, 170  
 Device selection and compliance, 180  
 Emergency bronchodilator resuscitation, 181  
 Mechanical ventilation, 182  
 Bronchodilator administration, 186  
 Home care and monitoring compliance, 187  
 Other medications for aerosol delivery, 188  
 Summary, 190
- 14 Airway clearance techniques and lung volume expansion, 196**  
 Brian K. Walsh  
 History and current status of airway clearance techniques, 197  
 Chest physical therapy techniques, 197  
 Chest physical therapy in the newborn, 201  
 Chest physical therapy in young children, 201  
 Complications of chest physical therapy, 205  
 Selection of patients for chest physical therapy, 207  
 Contraindications, 209  
 Length and frequency of therapy, 209  
 Therapy modification, 209  
 Monitoring during therapy, 210  
 Evaluation of therapy, 210  
 Documentation of therapy, 210  
 Incentive spirometry, 210  
 Intermittent positive-pressure breathing, 213  
 Future of airway clearance therapy, 215
- 15 Airway management, 220**  
 Ian N. Jacobs  
 Mary M. Pettignano  
 Robert Pettignano  
 Intubation, 221  
 Intubation procedure, 224  
 Extubation, 232  
 Tracheotomy, 234  
 Suctioning, 242
- 16 Surfactant replacement therapy, 246**  
 Santina A. Zanelli  
 David Kaufman  
 The discovery of surfactant, 246

- Surfactant physiology, 247  
 Surfactant dysfunction in acute lung injury, 252  
 Clinical applications and replacement, 253  
 Future directions, 261
- 17 Mechanical ventilators, 267**  
 Katherine Fedor  
 Ventilator classification, 268  
 Neonatal/infant critical care ventilators, 274  
 Universal neonatal/infant/pediatric/adult critical care ventilators, 278  
 Home care ventilators, 295  
 Summary, 302
- 18 Continuous positive airway pressure, 305**  
 Robert M. DiBlasi  
 Peter Richardson  
 Indications, 306  
 Contraindications, 308  
 Hazards and complications, 308  
 Physiologic effects, 308  
 Delivery systems and patient interfaces, 309  
 Management strategies, 314  
 Advancing concepts, 318
- 19 Mechanical ventilation of the neonate and pediatric patient, 325**  
 Brian K. Walsh  
 Robert M. DiBlasi  
 Objectives and indications for mechanical ventilation, 326  
 Types of mechanical ventilation, 326  
 Flow and pressure waveform patterns, 330  
 Time constants, 331  
 Triggering, 331  
 Modes of ventilation, 332  
 Managing ventilator settings, 335  
 Patient-ventilator interface, 339  
 Complications of mechanical ventilation, 340  
 Monitoring during mechanical ventilation, 343  
 Weaning from mechanical ventilation, 345  
 Advancing concepts, 347
- 20 Neonatal and pediatric high-frequency ventilation, 353**  
 Keith S. Meredith  
 Mark Rogers  
 Definitions, 354  
 Mechanisms of gas exchange, 355  
 Indications, 358  
 Ventilator settings, 359  
 High-frequency ventilators on the U.S. market, 360  
 Ventilator management, 362  
 Clinical management strategies, 363  
 Weaning, 365  
 Care of the patient, 367  
 Circuits and humidification, 367  
 Troubleshooting, 368  
 Emerging clinical applications, 368
- 21 Noninvasive mechanical ventilation of the infant and child, 373**  
 Pradip Kamat  
 W. Gerald Teague  
 Objectives of noninvasive ventilation, 374  
 Experience with NPPV in pediatric patients, 375  
 Noninvasive ventilation with positive-pressure devices, 377  
 Noninvasive ventilation with negative-pressure devices, 378  
 NPPV modes, 378  
 Monitoring the patient and ventilator circuit, 379  
 Pressure titration in noninvasive ventilation, 379  
 Interface selection and fit, 380  
 Complications and contraindications to NPPV, 380  
 Future of noninvasive ventilation, 381
- 22 Administration of gas mixtures, 384**  
 Mark Rogers  
 Nitric oxide, 385  
 Helium-oxygen mixtures, 389  
 Hypoxic and hypercarbic gas mixtures, 391  
 Anesthetic mixtures, 392
- 23 Extracorporeal life support, 397**  
 Douglas R. Hansell  
 History, 398  
 Neonatal treatment, 399  
 Pediatric treatment, 402  
 Extracorporeal physiology, 402  
 Extracorporeal life support circuit, 406  
 Cannulation, 410  
 Management and monitoring, 411  
 Weaning, 413  
 Decannulation, 413  
 Complications, 413
- 24 Pharmacology, 417**  
 Robert G. Aucoin  
 $\beta$ -Adrenergic agonists, 418

Anticholinergics, 423  
 Inhaled corticosteroids, 424  
 Systemic corticosteroids, 427  
 Leukotriene modifiers, 427  
 Methylxanthines, 429  
 Magnesium sulfate, 430  
 Nonsteroidal antiinflammatory drugs, 430  
 Mucolytic agents, 431  
 Ketamine, 432  
 Aerosolized antibiotics, 433  
 Antiviral agents, 433  
 Monoclonal anti-IgE antibody therapy, 434

## **25 Thoracic organ transplantation, 439**

George B. Mallory, Jr.  
 Okan Elidemir  
 Marc G. Schechter  
 Heart transplantation, 441  
 Heart-lung transplantation, 442  
 Lung transplantation, 442  
 Immunosuppressive regimens, 443  
 Complications, 444  
 Role of the respiratory therapist, 448

## **26 Pediatric advanced life support, 451**

Patrice Johnson  
 Kim Stevenson  
 Respiratory distress, respiratory failure, and respiratory arrest, 451  
 Shock and the relationship with respiratory failure, 452  
 Rapid cardiopulmonary assessment, 452  
 Initial assessment of appearance, 453  
 Initial assessment of airway/breathing, 454  
 Initial assessment of circulation, 454

## **Section IV Neonatal and Pediatric Disorders: Presentation, Diagnosis, and Treatment, 461**

### **27 Neonatal pulmonary disorders, 461**

Thomas L. Miller  
 Thomas H. Shaffer  
 Jay S. Greenspan  
 Respiratory distress syndrome, 462  
 Transient tachypnea of the newborn, 466  
 Neonatal pneumonia, 467  
 Meconium aspiration syndrome, 470

Persistent pulmonary hypertension of the newborn, 473  
 Apnea of prematurity, 475

### **28 Surgical disorders in childhood that affect respiratory care, 482**

Scott Keckler  
 Kurt P. Schropp  
 Choanal atresia, 483  
 Macroglossia, 483  
 Mandibular hypoplasia, 484  
 Esophageal atresia and tracheoesophageal fistula, 484  
 Congenital diaphragmatic hernia, 486  
 Chest wall malformations, 487  
 Lung bud anomalies, 488  
 Gastroschisis/omphalocele, 493  
 Necrotizing enterocolitis, 494

### **29 Neonatal complications of respiratory care, 498**

Charles L. Paxson, Jr.  
 Clinical presentations of chronic lung disease, 499  
 Diagnosis of chronic lung disease, 501  
 Pathophysiology, 501  
 Treatment of chronic lung disease, 505  
 Retinopathy of prematurity, 508  
 Intraventricular hemorrhage, 509

### **30 Congenital cardiac defects, 517**

John Salyer  
 Teodor D. Butiu  
 David N. Crotwell  
 Cardiopulmonary anatomy and physiology, 518  
 Classification of cardiac anomalies, 520  
 Congenital cardiac anomalies, 520  
 Left ventricular outflow tract obstruction, 524  
 Clinical monitoring of patients with cardiac anomalies, 537  
 Respiratory care of patients with cardiac anomalies, 538

### **31 Sudden infant death syndrome and pediatric sleep disorders, 543**

Pearl Yu  
 Normal control of breathing and heart rate, 545  
 Etiology, 545  
 Tests to assess risk of sudden infant death syndrome, 545  
 Polysomnographic parameters, 546

- Laboratory supervision, 547  
 Setting, 548  
 Personnel, 548  
 Normal sleep development, 549  
 Apnea, 549  
 Home cardiorespiratory monitors, 551
- 32 Pediatric airway disorders and parenchymal lung diseases, 554**  
 Brian K. Walsh  
 Nico Vehse  
 The pediatric airway, 555  
 Airway obstruction, 556  
 Upper airway disorders, 557  
 Lower airway disorders, 562  
 Pneumonia, 571  
 Tuberculosis, 575  
 Sickle cell disease, 577  
 Recurrent aspiration syndrome, 578
- 33 Asthma, 582**  
 Thomas J. Kallstrom  
 Maridee Jones  
 Pathogenesis of asthma, 583  
 Risk factors for development of asthma in children, 584  
 National asthma education and prevention program guidelines, 585  
 Diagnosis, 586  
 Management of asthma, 587  
 Managing asthma exacerbations in the emergency department, 594  
 Hospitalization and respiratory failure, 595  
 Exercise-induced bronchospasm, 595  
 Asthma at school, 596  
 Asthma camps, 597
- 34 Cystic fibrosis, 599**  
 Bruce M. Schnapf  
 Genetics, 600  
 Diagnosis, 601  
 Pulmonary disease, 602  
 Treatment of pulmonary disease, 604  
 Other clinical manifestations, 606  
 Prognosis, 607
- 35 Acute respiratory distress syndrome, 611**  
 Ira Cheifetz  
 Jennifer L. Turi  
 Definition, 611  
 Etiology, 612  
 Prevalence, 612  
 Clinical course, 612  
 Pathology and role of immunomodulators, 614  
 Pulmonary mechanics, 615  
 Treatment/ventilatory support, 615  
 Adjunct therapies, 617  
 Summary, 618
- 36 Shock and anaphylaxis, 621**  
 Cynthia L. Gibson  
 Anthony D. Slonim  
 Shock, 621  
 Anaphylaxis, 631  
 Summary, 632
- 37 Sepsis and meningitis, 635**  
 Julie Lynn Fitzgerald  
 Tracy Koogler  
 Sepsis, 635  
 Meningitis, 639  
 Summary, 640
- 38 Thermal and inhalation injury, 643**  
 Ronald P. Micak  
 Thermal injury, 643  
 Inhalation injury, 646  
 Long-term outcomes, 651
- 39 Head injury and cerebral disorders, 654**  
 Paul Mathews  
 Causes and anatomic considerations, 655  
 Initial assessment and diagnosis, 656  
 Stabilization, 659  
 Neurologic assessment, 661  
 Treatment plan, 665  
 Cerebral disorders, 666  
 Increased intracranial pressure, 668  
 Status epilepticus, 671
- 40 Thoracic trauma in children, 674**  
 Bradley M. Rodgers  
 Eugene D. McGahren  
 Birth trauma, 674  
 Blunt thoracic trauma, 675  
 Penetrating thoracic trauma, 676  
 Iatrogenic thoracic trauma, 678

**41 Drowning in children, 683**

Kristina H. Deeter

John K. McGuire

Incidence, 684

Pathophysiology, 684

Treatment, 685

Outcome, 689

Prevention, 689

**42 Pediatric poisoning, 692**

Kathleen D. Bongiovanni

Epidemiology, 692

General management, 693

Common poisoning agents, 695

Note on cough and cold preparations, 703

**43 Disorders of the pleura, 706**

Paul C. Stillwell

Pleural effusions, 707

Pneumothorax, 709

Thoracostomy drainage, 710

Surgery in the pleural space, 713

**44 Neurologic and neuromuscular disorders, 716**

Mary E. Hartman

Peter H. Michelson

Michael P. Czervinske

Neuromuscular control of respiration, 717

Neuromuscular diseases that affect the respiratory system, 718

Respiratory evaluation of children with neuromuscular disease, 722

Respiratory care of children with neuromuscular disease, 723

Transition to adulthood, 727

**Section V Neonatal and Pediatric Transient and Ambulatory Care, 731**

**45 Transport of infants and children, 731**

Garry Sitler

Team composition, 732

Modes of transportation, 733

Equipment, 735

Patient assessment and stabilization, 736

Advanced transport, 737

Safety of transport, 738

Accreditation, 738

**46 Home care, 740**

Sherry L. Barnhart

Discharge planning: the decision to go home, 741

Oxygen therapy at home, 745

Apnea-bradycardia monitors, 747

Pulse oximeters, 749

The child with a tracheostomy, 749

Mechanical ventilation in the home, 754

A successful transition home, 758

**Credits, 761**

**Index, 766**