
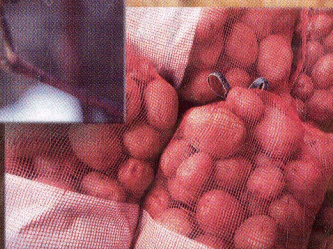






Volume 1

Improving Crop Resistance to Abiotic Stress

**Edited by Narendra Tuteja,
Sarvajeet Singh Gill,
Antonio F. Tiburcio,
and Renu Tuteja**



WILEY-
BLACKWELL

Contents

Foreword I V

Foreword II VII

Preface XXV

List of Contributors, Vol. I XXIX

Volume 1

Part I Introduction to Plant Abiotic Strees Response 1

1 Understanding the “Commoneome” Operative in Plants in Response to Various Abiotic Stresses 3

*Hemant R. Kushwaha, Sneh L. Singla-Pareek, Sudhir K. Sopory,
and Ashwani Pareek*

- 1.1 Introduction 3
- 1.2 Genomics-Based Studies in the Model Dicot Plants 5
 - 1.2.1 Arabidopsis 5
 - 1.2.2 Common Ice Plant 7
 - 1.2.3 Tomato 7
- 1.3 Genomics-Based Studies in the Model Monocot Plants 8
 - 1.3.1 Rice 8
 - 1.3.2 Maize 8
 - 1.3.3 Sorghum 9
- 1.4 Salt Stress-Related Transcriptome Changes Across Diverse
Genera 9
- 1.5 Investigating the Salinity Stress-Related “Fingerprints” 10
 - 1.5.1 Stress Perception and Signaling 10
 - 1.5.2 Gene Regulation 11
- 1.6 Proteins Related to General Metabolism 12
- 1.7 Stress-Induced Proteins with Some Protective Functions 12
- 1.8 Proteins Related to Maintenance of Osmotic Homeostasis 13
- 1.9 Protein with Unknown Function 13
- 1.10 Analysis of Stress Transcriptome from other Plant Species 14

1.11	Conclusions	19
	References	21
2	Abiotic Stress Tolerance in Plants: An Industry Perspective	27
	<i>Shoba Sivasankar, Robert W. Williams, and Thomas W. Greene</i>	
2.1	Introduction	27
2.2	Gene Discovery and Genomics in the Plant Biotechnology Industry	30
2.2.1	Forward Genetic Screens Using Model Species	30
2.2.2	Functional Gene Classes and Families	32
2.2.3	Knowledge-Based Gene Discovery	34
2.2.4	Directed Molecular Evolution	35
2.2.5	Global Profiling	35
2.2.6	Comparative Genomics	37
2.2.7	Computational Biology	38
2.3	High-Throughput Phenotyping and Phenomics	38
2.4	Recent Breakthroughs in Abiotic Stress Tolerance in the Plant Biotechnology Industry	43
2.5	Conclusions and Future Perspectives	45
	References	45
3	Generation and Scavenging of Reactive Oxygen Species in Plants under Stress	49
	<i>Sarvajeet Singh Gill, Lamabam Peter Singh, Ritu Gill, and Narendra Tuteja</i>	
3.1	Introduction	49
3.2	ROS Production	51
3.3	ROS Scavenging	54
3.3.1	Enzymatic Antioxidants	54
3.3.2	Nonenzymatic Antioxidants	57
3.4	Transgenic Approach in ROS Toxicity in Plants	58
3.5	Conclusions	61
	References	62
4	Salinity Stress: A Major Constraint in Crop Production	71
	<i>Narendra Tuteja, Lamabam Peter Singh, Sarvajeet Singh Gill, Ritu Gill, and Renu Tuteja</i>	
4.1	Introduction	71
4.2	Effects on Plant Growth and Development	73
4.3	Ionic Stress	74
4.3.1	Ion Selectivity	75
4.3.2	Na ⁺ Exclusion	75
4.3.3	Na ⁺ Sequestration	75
4.4	Osmotic Stress	76
4.4.1	Osmotic Adjustment	76
4.5	Salt Stress-Induced Proteins	81
4.6	Oxidative Stress	82

4.6.1	Reactive Oxygen Species	82
4.6.2	Oxidative Stress Management	82
4.7	Calcium Signaling and SOS Pathways	83
4.8	ABA-Mediated Signaling	85
4.9	Conclusions	87
	References	87
5	Cold and Abiotic Stress Signaling in Plants	97
	<i>Wenqiong Joan Chen</i>	
5.1	Introduction	97
5.2	Gene Expression and Regulation during Plant Cold Stress Response	98
5.2.1	The CBF/DREB-Dependent and Independent Pathways	99
5.2.2	Regulation of ICE1-CBF/DREB Gene Expression	101
5.3	Signaling Molecules Involved in the Early Events of Cold Stress Response	106
5.3.1	Phospholipids	106
5.3.2	Reactive Oxygen Species as Secondary Messenger	107
5.3.3	Calcium Binding Proteins and Signal Decoding	109
5.3.4	Mitogen-Activated Protein Kinase Proteins: Essential Roles in Plant Stress Responses	112
5.3.5	Do Ca ²⁺ -Mediated Signaling Pathways Crosstalk with the MAPK-Mediated Pathways?	114
5.4	Other Signaling Molecules Involved in Cold Signaling Pathways	114
5.4.1	MAPK-Specific Phosphatases and Other Protein Phosphatases	114
5.4.2	Two-Component Systems	115
5.4.3	Heterotrimeric G-Protein-Mediated Signaling in Plant Abiotic Stress Responses	116
5.4.4	Receptor-Like Protein Kinases	118
5.5	Conclusions and Prospects	119
	References	122
6	Mechanism of Sulfur Dioxide Toxicity and Tolerance in Crop Plants	133
	<i>Lamabam Peter Singh, Sarvajeet Singh Gill, Ritu Gill, and Narendra Tuteja</i>	
6.1	Introduction	134
6.2	Emission Sources	134
6.2.1	Natural Sources	134
6.2.2	Anthropogenic Sources	134
6.3	Effects on Plants	136
6.3.1	Visible Foliar Injury	136
6.3.2	Sulfur Uptake and Plant Sulfur Content	138
6.3.3	Photosynthesis	140
6.3.4	Stomatal Conductance and Transpiration	141
6.3.5	Leaf Pigments	143
6.3.6	Growth and Yield	144
6.3.7	Pollen and Fertilization	148

6.3.8	Proteins and Antioxidant Enzymes	149
6.3.9	Genotoxicity	154
6.3.10	Sulfur Deficiency	155
6.4	Conclusions	157
	References	158

7 Excess Soil Phosphorus: Accelerated P Transfer, Water Quality Deterioration, and Sustainable Remediation Strategies 165

Nilesh C. Sharma and Shivendra V. Sahi

7.1	Phosphorus Conundrum	166
7.1.1	P Deficiency	166
7.1.2	P Abundance	166
7.1.3	Pathways of P Loss	168
7.1.4	Soil P Dynamics	168
7.2	Consequences of P Overloading	171
7.3	Remediation Strategies	173
7.3.1	Chemical Amendments of Animal Waste or Manure	173
7.3.2	Chemical Amendments of Soil	174
7.3.3	Animal Diet Modification with Phytase	175
7.3.4	Phytoremediation	177
7.4	Conclusions	187
	References	189

Part II Methods to Improve Plant Abiotic Stress Response 193

Section IIA Introductory Methods 193

8 Genetic Modification of Crops: Past, Present, and Future 195

Nina V. Fedoroff

8.1	Introduction	195
8.2	Crop Domestication	196
8.3	Modern Crop Improvement	197
8.4	Mechanization of Agriculture	198
8.5	The Green Revolution	198
8.6	Molecular Genetic Modification of Crops	199
8.7	Adoption of GM Crops	200
8.8	Future Challenges in Agriculture	201
	References	203

9 Translational Biology Approaches to Improve Abiotic Stress Tolerance in Crops 207

Rina Iannacone, Francesco Cellini, Giorgio Morelli, and Ida Ruberti

9.1	Introduction	207
9.2	<i>Arabidopsis</i> as a Model System	208
9.2.1	Cold Stress	209
9.2.2	Drought Stress	210

9.3	Abiotic Stress Tolerance in Crops	212
9.3.1	Proline	213
9.3.2	Glycine Betaine	214
9.3.3	Transcription Factors	215
9.4	From Arabidopsis to Crop	217
9.5	The Genomic Revolution	220
9.6	Plant Phenomics: Bridging the Gap between Genomics and Phenotype	223
9.7	Conclusions	225
	References	226

Section IIB Omics 241

10	Functional Genomics of Drought Tolerance in Crops: Engineering Transcriptional Regulators and Pathways	243
	<i>Bala Rathinasabapathi</i>	
10.1	Introduction	243
10.2	Transcriptional Regulation of Stress Signaling Networks	244
10.2.1	ABA-Inducible Transcription Factors	244
10.3	ABA-Independent Signaling Networks	247
10.3.1	NAC Transcription Factors	247
10.3.2	DREB/CBF Transcription Factors	248
10.4	Pathways for Osmoprotectant Synthesis	249
10.5	Transporters	249
10.6	Combination of Drought and High-Temperature Stress and Oxidative Stress	250
10.7	Conclusions	250
	References	251
11	Transcriptomic and Metabolomic Approaches to the Analysis of Plant Freezing Tolerance and Cold Acclimation	255
	<i>Dirk K. Hincha, Carmen Espinoza, and Ellen Zuther</i>	
11.1	Introduction	255
11.2	Transcriptomic Studies of Plant Cold Acclimation	260
11.2.1	Cold-Responsive Genes Identify Cold-Regulated Pathways in Arabidopsis	260
11.2.2	Transcriptomic Responses to Low Temperature in Nonmodel Species	263
11.2.3	Influence of Deacclimation on Plant Gene Expression	266
11.2.4	Profiling Gene Expression during Cold Acclimation Using SAGE Technology	266
11.2.5	Effects of Low Temperature on Circadian Clock-Regulated Gene Expression	267
11.2.6	Using Natural Genetic Variation to Identify Genes Important for Cold Acclimation and Freezing Tolerance	268

11.3	Metabolomic Studies of Plant Cold Acclimation	269
11.3.1	Primary Metabolism	271
11.3.2	Secondary Metabolism	272
11.3.3	Lipid Metabolism	273
11.3.4	Sulfur and Nitrogen Metabolism	274
11.4	Both Transcriptional and Posttranscriptional Regulation of Metabolism are Important During Cold Acclimation	274
	References	277
12	Omics Techniques in Crop Research: An Overview	289
	<i>Bashasab Fakrudin, Roberto Tuberosa, and Rajeev K. Varshney</i>	
12.1	Introduction	289
12.2	Transcriptomics	290
12.2.1	Closed Omics Technologies	290
12.2.2	Open Omics Technologies	291
12.3	Metabolomics	293
12.4	Proteomics	294
12.5	Interactomics	295
12.6	Genomics (or High-Throughput Genotyping) and Phenomics	296
12.7	Integrated Omics Technology Approach	298
	References	298
13	The Use of “Omics” Approaches in <i>Arabidopsis</i> for the Improvement of Abiotic Stress Tolerance	301
	<i>Aleksandra Skirycz and Matthew A. Hannah</i>	
13.1	Introduction	301
13.2	“Omics” Approaches	302
13.2.1	Genomics	302
13.2.2	Transcriptomics	303
13.2.3	Proteomics	304
13.2.4	Metabolomics	305
13.2.5	Other “Omics” Approaches	305
13.3	Data Analysis	306
13.3.1	Data Preprocessing	307
13.3.2	Differential Abundance	308
13.3.3	Correlation and Network Analysis	308
13.3.4	Visualization and Comparative Analysis	309
13.4	Characterization of Environmental Responses	310
13.4.1	The Use of Temporal Resolution	311
13.4.2	The Use of Genetic Variation	311
13.4.3	The Use of Tissue and Cell-Specific Analysis	312
13.4.4	The Use of Stress Combinations	313
13.5	Applications of “Omics” Data in the Improvement of Stress Tolerance	313
13.5.1	Lead Gene Discovery	313

13.5.2	Promoter Discovery	315
13.5.3	Mode-of-Action Characterization	316
13.6	Conclusions and Prospects	316
	References	317
14	Functional Genomics and Computational Biology Tools for Gene Discovery for Abiotic Stress Tolerance	321
	<i>Kailash C. Bansal, Amit Katiyar, Shuchi Smita, and Viswanathan Chinnusamy</i>	
14.1	Introduction	321
14.2	Gene Discovery in Model Organism	323
14.3	High-Throughput Gene Expression Analysis	324
14.4	Computational Resources: Databases and Software	326
14.5	Case Study: Development of QlicRice: a Web Interface for Abiotic Stress-Responsive QTL and Loci Interaction Channel in Rice	329
14.6	Conclusions and Prospects	331
	References	332
15	Understanding Stress-Responsive Mechanisms in Plants: An Overview of Transcriptomics and Proteomics Approaches	337
	<i>Naser A. Anjum, Sarvajeet Singh Gill, Iqbal Ahmad, Narendra Tuteja, Praveen Soni, Ashwani Pareek, Shahid Umar, Muhammad Iqbal, Mário Pacheco, Armando C. Duarte, and Eduarda Pereira</i>	
15.1	Introduction	337
15.2	Transcriptomic Approaches and Plant Stress Responses	338
15.2.1	Hybridization-Based Approaches	338
15.2.2	Sequencing-Based Approaches	342
15.3	Proteomic Approaches in Plant Stress Responses	344
15.3.1	Gel-Based Approaches	345
15.3.2	Nongel-Based Approaches	348
15.3.3	Labeled or Nonlabeled Approaches	351
15.3.4	Data Mining Tools	353
15.4	Conclusions and Prospects	353
	References	354
16	Plant Tissue Culture and Genetic Transformation for Crop Improvement	357
	<i>Satbir S. Gosal and Manjit S. Kang</i>	
16.1	Introduction	357
16.2	Micropropagation	358
16.2.1	Advantages of Micropropagation	368
16.2.2	Steps in Micropropagation	369
16.2.3	Significance of Micropropagation	369
16.3	Meristem Culture	371
16.4	Somatic Embryogenesis	371

16.5	Somaclonal Variation	372
16.5.1	Induction of Somaclonal Variation	372
16.5.2	Causes of Somaclonal Variation	373
16.5.3	Nature of Somaclonal Variation	375
16.5.4	Significance of Somaclonal Variation in Crop Improvement	375
16.6	<i>In Vitro</i> Production of Haploids	376
16.6.1	Methods of Haploid Production	376
16.7	Embryo/Ovule/Ovary Culture for Wide Hybridization	381
16.8	Protoplast Culture and Somatic Hybridization	382
16.9	Significance in Crop Improvement	384
16.10	<i>In Vitro</i> Production of Secondary Metabolites	384
16.11	Cryopreservation and <i>In Vitro</i> Germplasm Storage	385
16.12	Genetic Transformation	386
16.12.1	Significance of Plant Genetic Transformation	386
	References	387
17	A Systems-Based Molecular Biology Analysis of Resurrection Plants for Crop and Forage Improvement in Arid Environments	399
	<i>John P. Moore and Jill M. Farrant</i>	
17.1	Introduction	399
17.2	Mechanisms to Alleviate Desiccation-Induced Stress	401
17.2.1	Countering Oxidative and Metabolic Stresses by Modifying Photosynthesis and Sugar/Protein Metabolism	402
17.2.2	Modulating Antioxidants and Associated Metabolism	403
17.2.3	Mechanical Stress and Adaptations of Resurrection Plant Cell Walls	405
17.3	Molecular Biology and Systems Biology of Desiccation Tolerance	407
17.3.1	Transcription Factors: the Magic Bullet for Plant Desiccation Tolerance?	407
17.3.2	A Role for Small RNAs as Regulators	410
17.3.3	Functional Genes Encoding for LEA Proteins	411
17.3.4	Functional Genes Encoding for Antioxidant Enzymes	412
17.3.5	Functional Proteomic Studies of Desiccation Tolerance	412
17.4	Applications for Engineering Drought Tolerance in Crops and Forages	414
17.5	Concluding Remarks and Future Directions	415
	References	416

Section IIC Other Approaches 419

18	Molecular Breeding for Enhancing Abiotic Stress Tolerance Using Halophytes	421
	<i>Ajay Parida, Suja George, and K. Kavita</i>	
18.1	Introduction	421
18.1.1	Halophytes and their Adaptations to Salinity	422

18.1.2	Halophytes as a Source for Gene Mining	422
18.2	Genes for Reestablishing Ionic Homeostasis/Preventing Damage	423
18.2.1	Vacuolar Na^+/H^+ Antiporter	424
18.2.2	Plasma Membrane Na^+/H^+ Antiporter	424
18.2.3	Vacuolar Pyrophosphatase	425
18.2.4	Potassium Transporters	425
18.2.5	ROS Scavengers	426
18.2.6	Genes with an Osmotic/Protective Function	427
18.2.7	Amines	427
18.2.8	Proline	428
18.2.9	Polyols	429
18.3	Genes for Signal Transduction	429
18.4	Conclusions	430
	References	430

19 Helicases in Improving Abiotic Stress Tolerance in Crop Plants 435

Narendra Tuteja, Sarvajeet Singh Gill, and Renu Tuteja

19.1	Introduction	435
19.2	Stress-Regulated Helicases	438
19.3	Expression Profiling of <i>Arabidopsis</i> Helicase Genes under Abiotic Stress	439
19.3.1	<i>Arabidopsis</i> FL25A4 Helicase	440
19.3.2	<i>Arabidopsis</i> LOS4 Helicase (AtRH38)	440
19.3.3	Sorghum HVD1 Helicase	442
19.3.4	Pea DNA Helicase 45	442
19.3.5	Pea DNA Helicase 47 (PDH47)	443
19.3.6	<i>Arabidopsis</i> STRS1 and STRS2	443
19.3.7	Dogbane AvDH1 Helicase	443
19.3.8	Alfalfa MH1 Helicase	444
19.3.9	<i>Arabidopsis</i> AtRH9 and AtRH25	444
19.3.10	Soybean GmRH	444
19.3.11	Pea MCM6 Single-Subunit DNA Helicase	444
19.4	Possible Mechanisms of Helicase Action During Stress	445
	References	447

20 Transcription Factors: Improving Abiotic Stress Tolerance in Plants 451

Pil Joon Seo, Jae-Hoon Jung, and Chung-Mo Park

20.1	Introduction	451
20.2	Abiotic Stress Responses	452
20.3	Transcription Factors in Stress Adaptation	455
20.3.1	Drought Stress	455
20.3.2	Salt Stress	457
20.3.3	Cold Stress	458

20.3.4	Heat Stress	460
20.4	Regulation of Transcription Factor Activities	462
20.4.1	Transcriptional Control	462
20.4.2	Posttranscriptional Modification	463
20.4.3	Posttranslational Modification	465
20.4.4	Protein–Protein Interactions	469
20.4.5	Epigenetic Regulation	471
20.5	Conclusions and Prospects	472
	References	474
21	Make Your Best – MYB Transcription Factors for Improving Abiotic Stress Tolerance in Crops	481
	<i>Andrea Pitzschke</i>	
21.1	Introduction	482
21.1.1	Abiotic Stress	482
21.1.2	Absciscic Acid – A Stress Signaling Hormone	482
21.1.3	(Dis)Similarities of Stress Responses	482
21.2	Signal Transduction and Amplification	483
21.2.1	Principle of Signaling Pathways	483
21.2.2	Protein Signaling Cascades	483
21.2.3	Transcription Factors	484
21.3	MYB Proteins in the Model – Abiotic Stress Signaling in <i>Arabidopsis</i>	489
21.3.1	AtMYB2: the Pioneer and Its Partner	489
21.3.2	Arabidopsis MYB Proteins as Stomatal Regulators	489
21.4	Desiccation, Cold, and Osmotic Stress in Crops	490
21.4.1	Wheat	490
21.4.2	Rice	491
21.4.3	Soybean	492
21.5	Colorful MYB Proteins and Their Merits	495
21.5.1	MYB Proteins for the Human Health	496
21.5.2	Anthocyanin Production in Grapevine	496
21.5.3	A Red and Rich Sweet Potato	496
21.5.4	Negative Control of Anthocyanin Production	497
21.5.5	Anthocyanins, UV Protection, and the Crosstalk with Other Stressors	497
21.6	Regulating the Regulators	498
21.6.1	Transcriptional Regulation of MYB Genes	498
21.6.2	miRNAs	498
21.6.3	Posttranslational Regulation of MYB Proteins	498
21.7	Databases and Transcriptome Studies – Resources for MYB Research	500
21.7.1	Transcriptomic Profiling of Abiotic Stress Responses in Crops	500
21.7.2	Transcription Factor Databases	502

21.8	Genetic Engineering, Limitations, Optimizations, Practical Considerations	502
21.9	Outlook	503
	References	504
22	Transporters and Abiotic Stress Tolerance in Plants	507
	<i>Vandna Rai, Narendra Tuteja, and Toshihiro Takabe</i>	
22.1	Introduction	507
22.2	Basic Description of Transporters	508
22.3	Role of Transporters for Salt Tolerance in Plants	510
22.3.1	Na ⁺ Transporter	510
22.3.2	K ⁺ Transporter	511
22.3.3	Cl ⁻ Transporters	512
22.4	Amino Acid Transporters	514
22.5	Sucrose Transporters	515
22.6	Transporters in Rice and <i>Arabidopsis</i>	516
22.7	Conclusions	520
	References	520
23	Potassium and Sodium Transporters: Improving Salinity Tolerance in Plants	523
	<i>Toshio Yamaguchi, Nobuyuki Uozumi, and Tomoaki Horie</i>	
23.1	Introduction	523
23.2	NHX Transporters	524
23.2.1	Overview	524
23.2.2	Physiological Roles of NHXs	527
23.2.3	Transgenic Approaches to Increasing Salinity Tolerance Using NHX Genes	528
23.3	HKT Transporters	529
23.3.1	Overview	529
23.3.2	Physiological Roles of HKTs	531
23.3.3	Transgenic Approaches to Increasing Salinity Tolerance Using Class I HKT Genes	533
23.4	SOS1 Transporters	534
23.4.1	Overview	534
23.4.2	Physiological Roles of SOS1	536
23.4.3	Transgenic Approaches to Increasing Salinity Tolerance Using SOS1 Genes	537
23.5	Other Molecules that are Potentially Useful for Improving Salt Tolerance	537
23.5.1	HAK/KUP/KT Transporters	537
23.5.2	ENA1/PMR2A	538
23.6	Conclusions	538
	References	539

24	<i>Piriformospora indica</i>, A Root Endophytic Fungus, Enhances Abiotic Stress Tolerance of the Host Plant	543
	<i>Manoj Kumar, Ruby Sharma, Abhimanyu Jogawat, Pratap Singh, Meenakshi Dua, Sarvajeet Singh Gill, Dipesh Kumar Trivedi, Narendra Tuteja, Ajit Kumar Verma, Ralf Oelmüller, and Atul Kumar Johri</i>	
24.1	Introduction	543
24.2	Role of <i>P. indica</i> in Salt Tolerance	546
24.3	Role of <i>P. indica</i> in Drought Tolerance	549
24.4	Conclusions	552
	References	554
25	The Micromics Revolution: MicroRNA-Mediated Approaches to Develop Stress-Resistant Crops	559
	<i>Camilo López and Álvaro L. Pérez-Quintero</i>	
25.1	Introduction: Silent Molecules Scream Out Loud	559
25.2	The Silence within: Plant miRNA Pathway	561
25.3	The Next-Generation Microscope: New Tools for miRNA Studies	562
25.4	Small Weapons for the Arms Race: Plant miRNAs and Biotic Stress	563
25.4.1	Suppress and Conquer: Viruses versus Plant miRNAs	565
25.4.2	Being Effective: Bacteria versus Plant miRNAs	566
25.4.3	To be Determined: Other Plant Pathogens and miRNAs	568
25.5	A Versatile Response to a Changing Environment: miRNAs and Abiotic Stress	568
25.5.1	Elementary: Soil Elements' Uptake and miRNAs	569
25.5.2	The Silent Treatment: Cold and miRNAs	571
25.5.3	Out of Breath: Hypoxia and miRNAs	572
25.5.4	In Deep Water: Water Balance Stresses (Drought and Salinity) and miRNAs	572
25.6	The Strange Case of miR398: Crosstalk between miRNA-Mediated Responses to Biotic and Abiotic Stresses	573
25.7	Viva la Revolución: Using miRNA-Mediated Strategies to Develop Stress-Resistant Crops	577
25.7.1	Imitation of Silence: Artificial miRNAs in Plants' Genetic Transformation	577
25.7.2	Biotic Stress Resistance	580
25.7.3	Abiotic Stress Resistance	581
25.8	Conclusions and Perspectives	582
	References	583
26	Transcription Factors: Improving Abiotic Stress Tolerance in Plants	591
	<i>Tetsuya Ishida, Yuriko Osakabe, and Shuichi Yanagisawa</i>	
26.1	Introduction	591
26.2	Transcription Factors Involved in the Drought Stress Response	592
26.2.1	DREB2 Transcription Factors	593

26.2.2	Transcription Factors that Interact with the ABA-Responsive Element in Drought Stress-Responsive Promoters	595
26.2.3	Additional Transcription Factors Involved in the Drought Stress Response	596
26.3	Transcription Factors that Mediate the Response to Cold Stress	597
26.4	Transcription Factors Mediating the Response to Heat Stress	598
26.5	Transcription Factors Involved in Nutrient Deficiency	599
26.5.1	Transcription Factors Involved in the Nitrogen Response	600
26.5.2	Phosphate Starvation-Responsive Transcription Factors	602
26.5.3	Transcription Factors Associated with the Sulfur Starvation Response	606
26.5.4	Iron Response-Related Transcription Factors	607
26.5.5	Zinc Deficiency-Responsive Transcription Factors	608
26.6	Transcription Factors Involved in Responses to Excess Metals in the Soil	609
26.6.1	Transcription Factors Mediating Al Tolerance	609
26.6.2	The HsfA4a Transcription Factor that Confers Cd Tolerance	609
26.7	Conclusions and Prospects	610
	References	611

27	Polyamines in Developing Stress-Resistant Crops	623
	<i>Francisco Marco, Rubén Alcázar, Teresa Altabella, Pedro Carrasco, Sarvajeet Singh Gill, Narendra Tuteja, and Antonio F. Tiburcio</i>	
27.1	Introduction	623
27.1.1	PA Biosynthesis and Catabolism in Plants	623
27.2	PAs and Stress	625
27.3	Transgenic Modifications of PA Biosynthetic Route and Improvement of Stress Tolerance	626
27.4	Possible Mechanisms of PA Action in Stress Responses	629
	References	631

Volume 2

Part III	Species-Specific Case Studies	637
	Section IIIA Graminoids	637
28	Wheat: Functional Genomics of Abiotic Stress Tolerance	639
	<i>Paramjit Khurana, Harsh Chauhan, and Neetika Khurana</i>	
29	Wheat: Mechanisms and Genetic Means for Improving Heat Tolerance	657
	<i>Kuldeep Singh, Vishal Chugh, Gurpreet K. Sahi, and Parveen Chhuneja</i>	
30	Wheat and Rice Crops: “Omics” Approaches for Abiotic Stress Tolerance	695
	<i>Suja George, Ajay Parida, and Monkombu S. Swaminathan</i>	

- 31 **Rice: Genomics-Assisted Breeding for Drought Tolerance** 715
Prashant Vikram, Arvind Kumar, Alok Singh, and Nagendra K. Singh
- 32 **Rice: Improving Cold Stress Tolerance** 733
Kodiveri Muthukalianan Gothandam
- 33 **Maize: Physiological and Molecular Approaches for Improving Drought Tolerance** 751
Ishwar Singh, Thirunavukkarasu Nepolean, Rajyalakshmi Ambika Rajendran, and Mariko Shono
- 34 **Barley: Omics Approaches for Abiotic Stress Tolerance** 779
Nicola Pecchioni, Justyna Anna Milc, Marianna Pasquariello, and Enrico Francia
- 35 **Sugarcane: Physiological and Molecular Approaches for Improving Abiotic Stress Tolerance and Sustaining Crop Productivity** 885
Ashok K. Shrivastava and Sangeeta Srivastava
- 36 **Sorghum: Improvement of Abiotic Stress Tolerance** 923
Monika Dalal, Karthikeyan Mayandi, and Viswanathan Chinnusamy
- Section IIIB Fruit and Vegetable Crops** 951
- 37 **Vegetable Crops (Chili Pepper and Onion): Approaches to Improve Crop Productivity and Abiotic Stress Tolerance** 953
Nandkumar Kunchge, Kiran Kumar, and Prashant Firke
- 38 **Vegetable Crops: Improvement of Tolerance to Adverse Chemical Soil Conditions by Grafting** 979
Giuseppe Colla, Youssef Rouphael, and Mariateresa Cardarelli
- 39 **Grain Legumes (Soybean, Chickpea, and Peanut): Omics Approaches to Enhance Abiotic Stress Tolerance** 995
D. Srinivas Reddy, Pooja Bhatnagar-Mathur, Vincent Vadez, and Kiran K. Sharma
- 40 **Fruit Crops: Omic Approaches toward Elucidation of Abiotic Stress Tolerance** 1033
Pravendra Nath, Vidhu A. Sane, Mehar Hasan Asif, Aniruddha P. Sane, and Prabodh K. Trivedi
- 41 **Cassava Genetic Improvement: Omics Approaches for Facing Global Challenges** 1049
Yoshimi Umemura, Rane Jagadish, Motoaki Seki, Yoshinori Utsumi, Jarunya Narangajavana, and Manabu Ishitani

Section IIIC Vegetable Crops: Solanaceae 1067

- 42 Tomato: Grafting to Improve Salt Tolerance 1069**
Paloma Sanchez-Bel, Isabel Egea, Francisco B. Flores, and Maria C. Bolarin
- 43 Tomato: Genomic Approaches for Salt and Drought Stress Tolerance 1085**
Benito Pineda, José Osvaldo García-Abellán, Teresa Artón, Fernando Pérez, Elena Moyano, Begoña García Sogo, Juan Francisco Campos, Trinidad Angosto, Belén Morales, Juan Capel, Vicente Moreno, Rafael Lozano, Mari Carmen Bolarin, and Alejandro Atarés
- 44 Potato: Improving Crop Productivity and Abiotic Stress Tolerance 1121**
Gefu Wang-Pruski and Andrew Schofield
- 45 Potato: Production Strategies under Abiotic Stress 1155**
Joginder Singh Minhas
- 46 Tobacco: A Model Plant for Understanding the Mechanism of Abiotic Stress Tolerance 1169**
Scott Schaeffer, Tyson Koepke, and Amit Dhingra

Section IIID Oil Crops Including Brassicas 1203

- 47 Sunflower: Improving Crop Productivity and Abiotic Stress Tolerance 1205**
Carlos A. Sala, Mariano Bulos, Emiliano Altieri, and María Laura Ramos
- 48 Sesame: Overcoming the Abiotic Stresses in the Queen of Oilseed Crops 1251**
Suman Lakhanpaul, Vibhuti Singh, Sachin Kumar, Deepak Bhardwaj, and Kangila Venkataramana Bhat
- 49 *Jatropha curcas*: Approaches to Engineer Fatty Acid Synthesis and Abiotic Stress Tolerance 1285**
Nalini Eswaran and Tangirala Sudhakar Johnson
- 50 Brassica Crop Species: Improving Water Use Efficiency: Challenges and Opportunities 1301**
Constantine Don Palmer, Wilf Keller, Jas Singh, and Raju Datla
- 51 Brassica Crops: Improving Abiotic Stress Tolerance – Current Status and Prospects 1315**
Stephen J. Robinson and Isobel A.P. Parkin

- 52 Mustard: Approaches for Crop Improvement and Abiotic Stress Tolerance 1351**
Sarvajeet Singh Gill, Ritu Gill, Gautam Kumar, Ashwani Pareek, Prabodh C. Sharma, Naser A. Anjum, and Narendra Tuteja
- Section IIIE Other Crops 1369**
- 53 Cotton: Genetic Improvement for Drought Stress Tolerance – Current Status and Research Needs 1371**
E. AbouKheir, M.S. Sheshshayee, T.G. Prasad, and Makarala Udayakumar
- 54 Tea: Present Status and Strategies to Improve Abiotic Stress Tolerance 1401**
Sanjay Kumar, Asosii Paul, Amita Bhattacharya, Ram Kumar Sharma, and Paramvir Singh Ahuja
- Index 1425**