

CONTENTS

- 10 How to use this book
- 12 Introduction
- 14 Not doing it yourself
- 16 Assessing your house



TOOLS, EQUIPMENT, AND MATERIALS

22

- 24 Basic toolkit
- 26 Ladders and access equipment
- 28 Equipment hire
- 30 Work clothing
- Hand tools**
- 32 Screwdrivers
- 34 Handsaws
- 36 Hammers and fixing removers
- 38 Chisels
- 40 Planes, rasps, and files
- 42 Levels and guide lines
- 44 Measures and squares
- 46 Workbenches, vices, and clamps
- 48 Bricklaying tools
- 50 Groundworking tools
- Power tools**
- 52 Power nailers and staplers
- 54 Power drills
- 58 Power saws and grinders
- 62 Planers and sanders
- 64 Bench tools
- 66 Routers
- 68 Mixing tools
- Materials**
- 70 Aggregates, cement, and mortar
- 72 Building boards
- 74 Timber
- 76 Screw fixings and fittings
- 78 Nails
- 80 Adhesives, fillers, and sealants
- 82 Bricks, blocks, and wall ties
- 84 Green materials
- 86 Reuse and reclamation



ALTERATIONS AND REPAIRS

88

- 90 House construction
- 92 Eco-house construction
- Ceilings and walls**
- 94 Types of construction
- 98 Green wall construction
- 100 Altering a ceiling
- 102 Making an opening in a wall
- 104 Planning a stud wall
- 106 Building a stud wall
- 108 Applying plasterboard/
Building a metal stud wall
- 110 Planning a solid block wall
- 112 Building a solid block wall
- 114 Building a glass-block partition
- 116 Creating a doorway/Sealing a doorway
- 118 Planning a straw-bale wall
- 120 Building a straw-bale wall
- 122 Exterior wall coverings
- 124 Problem solver
- Plastering**
- 128 Plastering and dry lining
- 132 Applying undercoat plaster
- 134 Applying finishing plaster
- 136 Dry lining a wall
- 138 Preparation for plaster accessories
- 140 Plaster accessories and finishes
- Windows**
- 142 Types of window
- 145 Preparing to replace a window
- 146 Replacing a window frame/
Maintaining a sash window
- 148 Fitting window furniture
- 150 Glazing a window
- 152 Fitting shutters
- 154 Problem solver
- Doors**
- 156 Types of door
- 158 Door anatomy/Door furniture
- 160 Fitting a door lining/Hanging a door
- 162 Installing door fittings
- 164 Fitting an internal doorset/
Attaching a door closer
- 166 Fitting external doors/External door repairs
- 168 Making external doors secure
- 170 Garage doors
- 172 Problem solver
- Floors**
- 174 Concrete floors
- 176 Wood floors
- 178 Laying a concrete floor/Preparing to lay flooring
- 180 Laying square-edged boards/
Laying tongue-and-groove boards



- 182 Problem solver
- Staircases**
- 184 Types of staircase
- 186 Staircase preparation/Staircase maintenance
- 188 Replacing a balustrade
- Fireplaces**
- 190 Types of fireplace and fire
- 192 Flues, chimneys, and fireplaces
- 194 Installing a fire surround
- Roofs**
- 196 Pitched roofs
- 198 Roof structure
- 200 Roofing materials
- 202 Repairing roof coverings
- 204 Flat-roof structure/Covering a flat roof
- 206 Types of guttering/Preparing to fit guttering
- 208 Installing UPVC guttering
- 210 Types of roof window
- 212 Problem solver
- Decorative woodwork**
- 214 Types of moulding
- 216 Using mouldings
- 218 Fitting an architrave/Fitting a decorative rail
- 220 Fitting skirting board
- 222 Panelling a wall/Panelling around obstacles
- 224 Problem solver
- Structural problems**
- 226 Identifying the problem
- 228 Tackling damp
- 230 Rising damp/
Subsidence and settlement
- 232 Infestation



KITCHENS AND BATHROOMS

234

- Kitchens**
- 236 Fitted kitchens
- 238 Planning kitchens
- 240 Fitting kitchen units
- 242 Finishing kitchen units
- 244 Fitting a worktop
- 246 Green kitchen solutions
- 248 Fitting sinks and appliances
- 250 Problem solver
- Bathrooms**
- 252 Choosing your suite
- 254 Bathroom planning
- 256 Replacing a toilet
- 258 Replacing a basin
- 260 Replacing a bath
- 262 Types of shower
- 264 Fitting a shower cubicle
- 266 Problem solver



DECORATING AND FINISHING

268

270 Home decoration

Preparing surfaces

272 Ceilings, walls, and woodwork

Painting and finishing

276 Paint types

278 Green paints and finishes

280 Painting tools

282 Painting preparation

284 Painting techniques

286 Painting a room

288 Paint effects

290 Applying natural wood finishes

292 Painting exterior surfaces

294 Problem solver

Papering

296 Papering tools and materials

298 Papering preparation

300 Basic papering

302 Papering a room

304 Papering around obstacles

306 Problem solver

Tiling

308 Planning tiling projects

314 Basic tiling

316 Tiling around obstacles

318 Using other techniques/Sealing a tiled area

320 Problem solver

Flooring

322 Preparing to lay carpet or sheet vinyl

324 Preparing to lay floor tiles/
Preparing to lay wooden flooring

326 Preparing to lay eco-flooring

Preparing to lay a subfloor

328 Laying a subfloor/Laying foam-backed carpet and vinyl

330 Laying hessian-backed carpet/Laying natural flooring

332 Laying soft floor tiles

334 Laying hard floor tiles

336 Laying laminate flooring

338 Laying a wooden floor

340 Sanding a floor

342 Problem solver

Finishing a room

344 Wall fixtures

346 Fitting a curtain pole/Fitting a curtain rail



IMPROVING HOME PERFORMANCE

348

350 Efficient home systems

Insulation and ventilation

352 Home insulation

356 Insulating lofts and roofs

360 Insulating walls and floors/
Draught-proofing the home

362 Soundproofing a room

364 Ventilating a home

Home security

366 Installing an alarm system

368 Securing windows and doors

370 Securing possessions

372 Childproofing

374 Fireproofing

Conserving energy

376 Energy efficiency

378 Passive solar power

380 Active solar power

382 Wind power

384 Plumbing efficiency/Greywater systems

386 Harvesting rainwater

Using space

388 Preparing to put up shelves

390 Made-to-measure shelving

392 Woodworking joints

394 Planning a cupboard/
Building a flatpack cupboard



OUTDOOR ALTERATIONS AND REPAIRS

396

- 398 Garden landscaping
- 400 Composting
- Hard landscaping**
- 402 Hard landscaping materials
- 404 Preparing to build a wall
- 406 Building a wall
- 408 Building other types of wall
- 410 Preparing to lay paths and patios
- 412 Laying a patio
- 414 Creating paths and steps
- Wooden structures**
- 416 Wooden garden materials
- 418 Erecting a fence/Preparing to lay decking
- 420 Laying ground-level decking
- 422 Laying raised decking
- 424 Problem solver



PLUMBING

462


- 464 Plumbing systems
- 466 Water supply systems
- 468 Plumbing tools and materials
- 470 Plumbing pipes and cutters
- 472 Pipe connectors and joints
- Pipe connections**
- 474 Routing pipes
- 476 Joining copper pipes
- 478 Joining plastic pipes
- 480 Waste pipes and traps
- 482 Adapting a system
- Taps and valves**
- 484 Tap connections and repairs
- 486 Repairing taps
- 488 Taps and valves: operation and repair
- 490 Toilet cisterns
- 492 Problem solver



ELECTRICS

426

- 428 Home wiring systems
- Electrical systems**
- 430 Types of circuit
- 432 Working safely
- 434 Wiring accessories
- 436 Electrical hardware
- 438 Working with cable
- 440 Running cable in walls
- 442 Fitting mounting boxes
- 444 Getting extra socket outlets
- 446 Working on a lighting circuit
- 448 Extending a lighting circuit
- 450 Installing a light fitting
- 452 Installing outdoor lighting
- 454 Taking power outdoors
- 456 Problem solver
- Communications systems**
- 458 System types
- 460 Extending a telephone system



HEATING

494

- Heating systems**
- 496 Central heating
- 498 Boilers
- 500 Heating water
- 502 Heating controls/Working on radiators
- 504 Fitting radiators
- 506 Electric room heaters/Storage heaters
- 508 Underfloor heating
- 510 Heat pumps and biomass boilers
- 512 Problem solver

- 514 First aid and emergencies
- 516 Glossary
- 518 Index
- 539 Acknowledgements