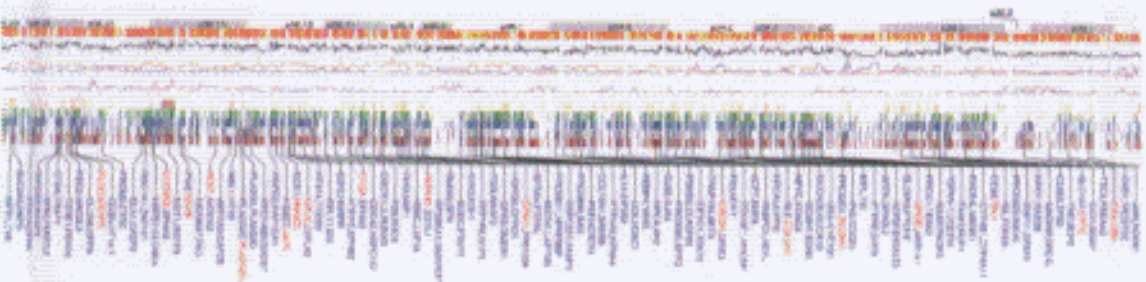




PRINCIPLES OF GENETICS

SNUSTAD • SIMMONS Third Edition



Contents

An Introduction to the Science of Genetics

A Conversation with Valery N. Soyfer 1

1 THE SCIENCE OF GENETICS 3

A Passion for Experimenting 3

Classical and Molecular Genetics 4

Genetics in the Genomics and Proteomics Era 5

Genetics in the News 6

Genetics and Medicine 8

Genetics and Modern Agriculture 12

Genetics and Society 15

The Principles of Genetics: An Overview 16

DNA: The Genetic Material 17

DNA Replication: Transmission of Genetic Information 17

Gene Expression: Control of Growth and Development 17

Mutation: Changes in the Genetic Material over Time 19

Human Genetics Sidelight: Hemophilia: Successful Treatment of a Once Deadly Disorder 10

2 REPRODUCTION AS THE BASIS OF HEREDITY 22

An Accident in Cell Division 22

The Cell as the Basic Unit of Life 23

The Prokaryotic Cell 23

The Eukaryotic Cell 24

The Chromosome: An Overview 27

The Cell Cycle 28

Cell Division: Mitosis 28

Cell Division: Meiosis 32

Meiotic Abnormalities 36

The Evolutionary Significance of Meiosis 36

The Formation and Union of Gametes 37

Oogenesis: The Formation of the Egg 37

Spermatogenesis: The Formation of Sperm 38

Gamete Formation in Plants 39

The Life Cycles of Some Genetically Important Organisms 39

Neurospora crassa: The Simple Bread Mold 40

Saccharomyces cerevisiae: Baker's Yeast 42

Arabidopsis thaliana: A Model Plant 43

Drosophila melanogaster: The Fruit Fly 45

Humans 45

Technical Sidelight: Dolly: To Clone or Not to Clone 41

Classical Genetic Analysis

A Conversation with Joseph G. Gall 50

3 MENDELISM: THE BASIC PRINCIPLES OF INHERITANCE 52

The Birth of Genetics: A Scientific Revolution 52

Mendel's Study of Heredity 53

Mendel's Experimental Organism, the Garden Pea 53

Monohybrid Crosses: The Principles of Dominance and Segregation 54

Dihybrid Crosses: The Principle of Independent Assortment 56

Applications of Mendel's Principles 58

The Punnett Square Method 58

The Forked-Line Method 58

The Probability Method 59

Formulating and Testing Genetic Hypotheses 61

The Chi-Square Test 61

Mendelian Principles in Human Genetics 63

Pedigrees 64

Mendelian Segregation in Human Families 64

Genetic Counseling 65

Technical Sidelight: The Multiplicative and Additive Rules of Probability 60

Technical Sidelight: Binomial Probabilities 66

4 EXTENSIONS OF MENDELISM 72

Genetics Grows Beyond Mendel's Monastery Garden 72

Allelic Variation and Gene Function 73

Incomplete Dominance and Codominance 73

Multiple Alleles 74

Allelic Series 75

Testing Gene Mutations for Allelism 75

Variation Among the Effects of Mutations 76

Genes Function to Produce Polypeptides 77

Why Are Some Mutations Dominant and Others Recessive? 78

Gene Action: From Genotype to Phenotype 80

Influence of the Environment 80

Environmental Effects on the Expression of Human Genes 80

Penetrance and Expressivity 81

Gene Interactions 83

Epistasis 83

Pleiotropy 85

Historical Sidelight: Genetic Symbols: Evolution in a Dynamic Science 78

Human Genetics Sidelight: The Hapsburg Jaw: A Dominant Trait with Incomplete Penetrance and Variable Expressivity in the European Nobility 82

5 INHERITANCE OF COMPLEX TRAITS 90

- Cardiovascular Disease: A Combination of Genetic and Environmental Factors* 90
- Complex Patterns of Inheritance 91
 - Quantitative Traits* 91
 - Threshold Traits* 94
- Statistics of Quantitative Genetics 95
 - Frequency Distributions* 95
 - The Mean and the Modal Class* 96
 - The Variance and the Standard Deviation* 97
- Analysis of Quantitative Traits 98
 - The Multiple Factor Hypothesis* 98
 - Partitioning the Phenotypic Variance* 99
 - Broad-Sense Heritability* 99
 - Narrow-Sense Heritability* 100
 - Predicting Phenotypes* 101
 - Artificial Selection* 102
 - Quantitative Trait Loci* 103
- Inbreeding and the Resemblance Between Relatives 105
 - The Effects of Inbreeding* 105
 - Genetic Analysis of Inbreeding* 107
 - Correlations Between Relatives* 109
- Human Genetics Sidelight: Genetic Counseling and Multifactorial Traits* 95
- Technical Sidelight: Artificial Selection for Body Size* 104

6 THE CHROMOSOMAL BASIS OF MENDELISM 114

- Sex, Chromosomes, and Genes* 114
- Chromosomes 115
 - Chromosome Number* 115
 - Sex Chromosomes* 115
- The Chromosome Theory of Heredity 117
 - Experimental Evidence Linking the Inheritance of Genes to Chromosomes* 117
 - Chromosomes as Arrays of Genes* 118
 - Nondisjunction as Proof of the Chromosome Theory* 119
 - The Chromosomal Basis of Mendel's Principles of Segregation and Independent Assortment* 121
- Sex-Linked Genes in Human Beings 122
 - Hemophilia, an X-Linked Blood-Clotting Disorder* 122
 - Color Blindness, an X-Linked Vision Disorder* 124
 - The Fragile X Syndrome and Mental Retardation* 125
 - Genes on the Human Y Chromosome* 125
 - Genes on Both the X and Y Chromosomes* 126
- Sex Chromosomes and Sex Determination 126
 - Sex Determination in Human Beings* 126
 - Sex Determination in Drosophila* 127
 - Sex Determination in Other Animals* 128
- Dosage Compensation of X-Linked Genes 129
 - Hyperactivation of X-Linked Genes in Male Drosophila* 129

Inactivation of X-Linked Genes in Female Mammals 129

Historical Sidelight: Drosophila, T. H. Morgan, and "The Fly Room" 120

7 VARIATION IN CHROMOSOME NUMBER AND STRUCTURE 134

- Chromosomes, Agriculture, and Civilization* 134
- Cytological Techniques 135
 - Analysis of Mitotic Chromosomes* 135
 - The Human Karyotype* 137
 - Cytogenetic Variation: An Overview* 137
- Polyploidy 139
 - Sterile Polyploids* 139
 - Fertile Polyploids* 140
 - Tissue-Specific Polyploidy and Polyteny* 141
- Aneuploidy 142
 - Trisomy in Human Beings* 143
 - Monosomy* 144
 - Deletions and Duplications of Chromosome Segments* 147
- Rearrangements of Chromosome Structure 148
 - Inversions* 148
 - Translocations* 149
 - Compound Chromosomes and Robertsonian Translocations* 151
- Human Genetics Sidelight: Amniocentesis and Chorionic Biopsy: Procedures to Detect Aneuploidy in Human Fetuses* 146

8 LINKAGE, CROSSING OVER, AND CHROMOSOME MAPPING IN EUKARYOTES 156

- The World's First Chromosome Map* 156
- Linkage, Recombination, and Crossing Over 157
 - Exceptions to the Mendelian Principle of Independent Assortment* 157
 - Frequency of Recombination as a Measure of Linkage Intensity* 158
 - Crossing Over as the Physical Basis of Recombination* 159
 - Evidence That Crossing Over Causes Recombination* 161
 - Chiasmata and the Time of Crossing Over* 161
- Chromosome Mapping 162
 - Crossing Over as a Measure of Genetic Distance* 162
 - Recombination Mapping with a Two-Point Testcross* 163
 - Recombination Mapping with a Three-Point Testcross* 164
 - Recombination Frequency and Genetic Map Distance* 167
 - Chiasma Frequency and Genetic Map Distance* 168
 - Genetic Distance and Physical Distance* 168
- Recombination and Evolution 169
 - Evolutionary Significance of Recombination* 169

- Suppression of Recombination by Inversions* 169
Genetic Control of Recombination 172
Human Genetics Sidelight: Evolutionary Divergence of the Human X and Y Chromosomes: A Role for Inversions that Suppress Recombination 171

9 ADVANCED LINKAGE ANALYSIS 178

- Huntington's Disease: A Challenge in Gene Mapping* 178
 Detection of Linkage in Experimental Organisms 179
Tetrad Analysis to Detect Linkage in Fungi 179
Balancer Chromosome Technique to Assign a Gene to a Chromosome in Drosophila 182
 Specialized Mapping Techniques 184
Centromere Mapping with Ordered Tetrads in Neurospora 184
Cytogenetic Mapping with Deletions and Duplications in Drosophila 186
 Linkage Analysis in Humans 188
Detection of Linked Loci by Pedigree Analysis 188
Somatic-Cell Genetics: An Alternative Approach to Gene Mapping 192
Human Genetics Sidelight: Evidence for Linkage Between the Genes for Hemophilia and Color Blindness 189

The Molecular Biology of Genes

- A Conversation with Edward B. Lewis* 202

10 DNA AND THE MOLECULAR STRUCTURE OF CHROMOSOMES 204

- Discovery of Nuclein* 204
 Functions of the Genetic Material 205
 Proof That Genetic Information Is Stored in DNA 205
Discovery of Transformation in Bacteria 205
Proof That DNA Mediates Transformation 207
Proof That DNA Carries the Genetic Information in Bacteriophage T2 208
Proof That RNA Stores the Genetic Information in Some Viruses 209
 The Structures of DNA and RNA 209
Nature of the Chemical Subunits in DNA and RNA 210
DNA Structure: The Double Helix 212
DNA Structure: Alternate Forms of the Double Helix 215
DNA Structure: Negative Supercoils in Vivo 215
 Chromosome Structure in Prokaryotes and Viruses 217
 Chromosome Structure in Eukaryotes 218
Chemical Composition of Eukaryotic Chromosomes 218
One Large DNA Molecule per Chromosome 219
Three Levels of DNA Packaging in Eukaryotic Chromosomes 222
Centromeres and Telomeres 226
 Eukaryotic Genomes: Repeated DNA Sequences 228
Detection of Repeated Sequences: DNA Renaturation Kinetics 229

- Single Copy and Repetitive DNA Sequence in Eukaryotic Genomes* 231
Repeated Sequences in the Human Genome 233
Technical Sidelight: In Situ Hybridization 230

11 REPLICATION OF DNA AND CHROMOSOMES 237

- Monozygotic Twins: Are They Identical?* 237
 Basic Features of DNA Replication *In Vivo* 238
Semiconservative Replication 238
Visualization of Replication Forks by Autoradiography 243
Unique Origins of Replication 244
Bidirectional Replication 245
 DNA Polymerases and DNA Synthesis *In Vitro* 246
Discovery of DNA Polymerase I in Escherichia coli 248
Multiple DNA Polymerases 249
DNA Polymerase III: The Replicase in Escherichia coli 251
Proofreading Activities of DNA Polymerases 252
 The Complex Replication Apparatus 253
Continuous Synthesis of One Strand; Discontinuous Synthesis of the Other Strand 253
Covalent Closure of Nicks in DNA by DNA Ligase 254
Initiation of DNA Chains with RNA Primers 255
Unwinding DNA with Helicases, DNA-Binding Proteins, and Topoisomerases 256
The Replication Apparatus: Prepriming Proteins, Primosomes, and Replisomes 259
Rolling-Circle Replication 260
 Unique Aspects of Eukaryotic Chromosome Replication 262
The Cell Cycle 262
Multiple Replicons per Chromosome 263
Two or More DNA Polymerases at a Single Replication Fork 264
Duplication of Nucleosomes at Replication Forks 265
Telomerase: Replication of Chromosome Termini 267
Telomere Length and Aging in Humans 267
Technical Sidelight: Cesium Chloride Equilibrium Density-Gradient Centrifugation and Sucrose Velocity Density-Gradient Centrifugation: Two Important and Distinct Tools 241
- ## 12 TRANSCRIPTION AND RNA PROCESSING 273
- Storage and Transmission of Information with Simple Codes* 273
 The Genetic Control of Metabolism: An Overview 274
 Transfer of Genetic Information:
 The Central Dogma 275
Transcription and Translation 275
Four Types of RNA Molecules 277

The Process of Gene Expression	277
<i>An mRNA Intermediary</i>	278
General Features of RNA Synthesis	279
Transcription in Prokaryotes	282
RNA Polymerases: Complex Enzymes	283
Initiation of RNA Chains	283
Elongation of RNA Chains	283
Termination of RNA Chains	284
Concurrent Transcription, Translation, and mRNA Degradation	284
Transcription and RNA Processing in Eukaryotes	285
Three RNA Polymerases/Three Sets of Genes	287
Initiation of RNA Chains	287
RNA Chain Elongation and the Addition of 5' Methyl Guanosine Caps	288
Termination by Chain Cleavage and the Addition of 3' Poly(A) Tails	289
RNA Editing: Altering the Information Content of mRNA Molecules	290
Interrupted Genes in Eukaryotes: Exons and Introns	292
Early Evidence for Noncoding Sequences in Eukaryotic Genes	292
Some Very Large Eukaryotic Genes	294
Introns: Biological Significance?	294
Removal of Intron Sequences by RNA Splicing	296
tRNA Precursor Splicing: Unique Nuclease and Ligase Activities	297
Autocatalytic Splicing	297
Pre-mRNA Splicing: snRNAs, snRNPs, and the Spliceosome	298
Technical Sidelight: An mRNA Intermediary: Evidence from Phage-Infected <i>E. coli</i>	280

13 TRANSLATION AND THE GENETIC CODE 303

Sickle-Cell Anemia: Devastating Effects of a Single Base-Pair Change	303
Protein Structure	304
Polypeptides: Twenty Different Amino Acid Subunits	304
Proteins: Complex Three-Dimensional Structures	305
Protein Synthesis: Translation	308
Overview of Protein Synthesis	308
Components Required for Protein Synthesis: Ribosomes and Transfer RNAs	309
Translation: The Synthesis of Polypeptides Using mRNA Templates	313
The Genetic Code	320
Properties of the Genetic Code: An Overview	321
Three Nucleotides per Codon	321
Deciphering the Code	322
Initiation and Termination Codons	323
A Degenerate and Ordered Code	324
A Nearly Universal Code	325

Codon-tRNA Interactions	326
Recognition of Codons by tRNAs:	
The Wobble Hypothesis	326
Suppressor Mutations That Produce tRNAs with Altered Codon Recognition	327
In Vivo Confirmation of the Nature of the Genetic Code	328
Historical Sidelight: Hannah Bernstein and the Amber Codon	326

14 MUTATION, DNA REPAIR, AND RECOMBINATION 332

Xeroderma Pigmentosum: Defective Repair of Damaged DNA in Humans	332
Mutation: Source of the Genetic Variability Required for Evolution	333
Mutation: Basic Features of the Process	334
Mutation: Somatic or Germinal	334
Mutation: Spontaneous or Induced	334
Mutation: Usually a Random, Nonadaptive Process	335
Mutation: A Reversible Process	336
Mutation: Phenotypic Effects	337
Mutations with Phenotypic Effects: Usually Deleterious and Recessive	338
Effects of Mutations in Human Globin Genes	339
Mutation in Humans: Blocks in Metabolic Pathways	339
Conditional Lethal Mutations: Powerful Tools for Genetic Studies	341
Muller's Demonstration That X Rays Are Mutagenic	344
The Molecular Basis of Mutation	345
Mutations Induced by Chemicals	346
Mutations Induced by Radiation	350
Mutations Induced by Transposable Genetic Elements	351
Expanding Trinucleotide Repeats and Inherited Human Diseases	352
Screening Chemicals for Mutagenicity:	
The Ames Test	353
DNA Repair Mechanisms	353
Light-Dependent Repair	354
Excision Repair	354
Other DNA Repair Mechanisms	356
Inherited Human Diseases with Defects in DNA Repair	358
DNA Recombination Mechanisms	358
Recombination: Cleavage and Rejoining of DNA Molecules	358
Gene Conversion: DNA Repair Synthesis Associated with Recombination	361
Human Genetics Sidelight: Tay-Sachs Disease, A Childhood Tragedy	341

15 DEFINITIONS OF THE GENE 367

- Sir Archibald Garrod and Human Inborn Errors of Metabolism* 367
- Evolution of the Concept of the Gene: Summary 368
- Evolution of the Concept of the Gene: Function 370
- Mendel: Constant Factors Controlling Phenotypic Traits* 370
- Garrod: One Mutant Gene-One Metabolic Block* 371
- Beadle and Tatum: One Gene-One Enzyme* 371
- One Gene-One Polypeptide* 373
- Evolution of the Concept of the Gene: Structure 374
- The Pre-1940 Beads-on-a-String Concept* 374
- Discovery of Recombination Within the Gene* 374
- Recombination Between Adjacent Nucleotide Pairs* 375
- Colinearity Between the Coding Sequence of a Gene and Its Polypeptide Product* 376
- A Genetic Definition of the Gene 378
- The Complementation Test as an Operational Definition of the Gene* 378
- Intragenic Complementation* 384
- Limitations on the Use of the Complementation Test* 384
- Complex Gene-Protein Relationships 385
- Alternate Pathways of Transcript Splicing: Protein Isoforms* 386
- Assembly of Genes During Development: Human Antibody Chains* 386
- Human Genetics Sidelight: The Human Genome: How many Genes?* 373

The Genetics of Viruses, Bacteria, Transposons, and Eukaryotic Organelles

A Conversation with Gisela Mosig 393

16 THE GENETICS OF VIRUSES 395

- A Killer Unleashed* 395
- The Discovery of Viruses 396
- The Origin of Viruses 397
- The Structure and Life Cycle of a Bacterial Virus 397
- Mapping the Bacteriophage Genome 399
- Phage Phenotypes* 400
- Genetic Recombination in Phage* 400
- Genetic Fine Structure* 401
- Deletion Mapping* 403
- T4: A Circular Genetic Map but a Linear Chromosome 406
- Genes-Within-Genes: Bacteriophage ϕ X174 408
- HIV: A Eukaryotic Virus 410
- What Is AIDS?* 410
- The Structure of HIV* 410
- The HIV Life Cycle* 410
- The HIV Genome* 413
- The Course of HIV Infection* 413

17 THE GENETICS OF BACTERIA 418

- Drug Resistance and Gene Transfer in Bacteria* 418
- Genetic Exchange in Bacteria: An Overview 419
- Mutant Phenotypes in Bacteria 420
- Basic Test for Transformation, Conjugation, and Transduction 421
- Transformation 422
- The Process of Transformation* 422
- Transformation and Gene Mapping* 423
- Conjugation 424
- The Discovery of Conjugation* 425
- F⁺ \times F⁻ Mating* 425
- Hfr Conjugation* 426
- F' Conjugation or Sexduction* 426
- Conjugation and Gene Mapping* 427
- Mapping Closely Linked Genes* 429
- On the Origin of Plasmids* 429
- Transduction 430
- The Discovery of Transduction* 430
- Generalized Transduction* 431
- Specialized Transduction* 431
- Transduction and Gene Mapping* 433
- The Evolutionary Significance of Parasexuality in Bacteria 435

18 TRANSPOSABLE GENETIC ELEMENTS 440

- Maize: A Staple Crop with a Cultural Heritage* 440
- Transposable Elements: An Overview 441
- Transposable Elements in Bacteria 442
- IS Elements* 442
- Composite Transposons* 443
- Tn3 Elements* 444
- The Medical Significance of Bacterial Transposons* 445
- Transposable Elements in Eukaryotes 446
- Ac and Ds Elements in Maize* 446
- P Elements and Hybrid Dysgenesis in Drosophila* 448
- mariner, an Ancient and Widespread Transposon* 452
- Retrotransposons 452
- Retroviruslike Elements* 453
- Retroposons* 454
- Transposable Elements in Humans 454
- The Genetic and Evolutionary Significance of Transposable Elements 456
- Transposons and Genome Organization* 456
- Transposons and Mutation* 457
- Evolutionary Issues Concerning Transposable Elements* 458
- Historical Sidelight: Barbara McClintock, The Discoverer of Transposable Elements* 446
- Technical Sidelight: Genetic Transformation of Drosophila with P Elements* 451

19 THE GENETICS OF MITOCHONDRIA AND CHLOROPLASTS 462

- Mitochondria, Chloroplasts, and the Biological Energy Wheel* 462
- The Classical Genetics of Organelles 463
 - Leaf Variegation in Plants* 463
 - Antibiotic Resistance in Chlamydomonas* 465
 - Metabolic Defects in Yeast* 467
- The Molecular Genetics of Mitochondria 468
 - Mitochondrial DNA* 468
 - Expression of Mitochondrial Genes* 470
 - Interplay Between Mitochondrial and Nuclear Gene Products* 471
- Mitochondrial DNA and Human Disease 471
- The Molecular Genetics of Chloroplasts 472
 - Chloroplast DNA* 473
 - Chloroplast Biogenesis* 473
- The Origin and Evolution of Mitochondria and Chloroplasts 474
 - Eukaryotic Organelles as Endosymbionts* 474
 - The Evolution of Mitochondria and Chloroplasts* 475
- Human Genetics Sidelight: Using Mitochondrial DNA to Study Human Evolution* 476

Molecular Genetic Analysis

A Conversation with Nancy Wexler 480

20 THE TECHNIQUES OF MOLECULAR GENETICS 482

- Treatment of Pituitary Dwarfism with Human Growth Hormone* 482
- Basic Techniques Used to Clone Genes 483
 - The Discovery of Restriction Endonucleases* 483
 - The Production of Recombinant DNA Molecules In Vitro* 485
 - Amplification of Recombinant DNA Molecules in Cloning Vectors* 486
- Construction and Screening of DNA Libraries 489
 - Construction of Genomic Libraries* 489
 - Construction of cDNA Libraries* 490
 - Screening DNA Libraries for Genes of Interest* 491
 - Biological and Physical Containment of Recombinant DNA Molecules* 492
- The Manipulation of Cloned DNA Sequences
 - In Vitro* 493
 - Phagemids: The Biological Purification of DNA Single Strands* 494
 - In Vitro Site-Specific Mutagenesis* 497
- The Molecular Analysis of DNA, RNA, and Protein 497
 - Analysis of DNAs*
 - by Southern Blot Hybridizations* 498
 - Analysis of RNAs*
 - by Northern Blot Hybridizations* 501
 - Analysis of Proteins*
 - by Western Blot Techniques* 501

The Molecular Analysis of Genes and Chromosomes 502

- Amplification of DNAs by the Polymerase Chain Reaction (PCR)* 503
- Physical Maps of DNA Molecules Based on Restriction Enzyme Cleavage Sites* 503
- Nucleotide Sequences: The Ultimate Fine Structure Maps* 505
- Technical Sidelight: Detection of a Mutant Gene Causing Cystic Fibrosis by Southern Blot Analysis* 500

21 GENOMICS 514

- Human Gene Prospecting in Iceland* 514
- Genomics: An Overview 518
- Correlated Genetic, Cytological, and Physical Maps of Chromosomes 518
 - Restriction Fragment-Length Polymorphism (RFLP) and Microsatellite Maps* 519
 - Cytogenetic Maps* 522
 - Physical Maps and Clone Banks* 523
- Map Position-Based Cloning of Genes 524
 - Chromosome Walks* 525
 - Chromosome Jumps* 526
- The Human Genome Project 527
 - Bacterial Genomes* 528
 - The Saccharomyces cerevisiae (Yeast) Genome* 529
 - The Caenorhabditis elegans (Nematode) Genome* 529
 - The Drosophila melanogaster (Fruit Fly) Genome* 530
 - The Arabidopsis thaliana (Mouse Ear Cress) Genome* 530
 - The Human Genome* 531
- RNA and Protein Assays of Genome Function 536
 - Expressed Sequences* 536
 - Array Hybridizations and Gene Chips* 537
 - Use of Green Fluorescent Protein as a Reporter of Protein Synthesis* 538
- Evolution of Genomes 540
 - Genome Evolution in the Cereal Grasses* 540
 - Genome Evolution in Mammals* 541
- Human Genetics Sidelight: The Race to Sequence the Human Genome* 516

22 MOLECULAR ANALYSIS OF GENES AND GENE PRODUCTS 547

- Detection of the Tay-Sachs Mutation in Eight-Cell Pre-embryos* 547
- Use of Recombinant DNA Technology to Identify Human Genes 548
 - Huntington's Disease* 548
 - Cystic Fibrosis* 551
- Molecular Diagnosis of Human Diseases 553
- Human Gene Therapy 554
- DNA Fingerprints 557
 - Paternity Tests* 558
 - Forensic Applications* 558

Production of Eukaryotic Proteins in Bacteria	560
<i>Human Growth Hormone</i>	560
<i>Proteins with Industrial Applications</i>	560
Transgenic Plants and Animals	561
<i>Transgenic Animals: Microinjection of DNA into Fertilized Eggs</i>	561
<i>Transgenic Plants: The Ti Plasmid of Agrobacterium tumefaciens</i>	563
Blocking Gene Expression with Antisense RNA	565
Technical Sidelight: GM Foods: Are They Safe?	567

The Regulation of Gene Expression

<i>A Conversation with Mitzi I. Kuroda</i>	571
--------------------------------------------	-----

23 REGULATION OF GENE EXPRESSION IN PROKARYOTES AND THEIR VIRUSES 573

<i>D'Hérelle's Dream of Treating Dysentery in Humans by Phage Therapy</i>	573
Constitutive, Inducible, and Repressible Gene Expression	575
Positive and Negative Control of Gene Expression	576
Operons: Coordinately Regulated Units of Gene Expression	578
The Lactose Operon in <i>E. coli</i> : Induction and Catabolite Repression	580
<i>Induction</i>	581
<i>Catabolite Repression</i>	583
The Tryptophan Operon in <i>E. coli</i> : Repression and Attenuation	584
<i>Repression</i>	584
<i>Attenuation</i>	584
Bacteriophage Lambda: Lysogeny or Lysis	588
<i>Repression of Lambda Lytic Pathway Genes During Lysogeny</i>	589
<i>The Lambda Lytic Regulatory Cascade</i>	591
<i>The Lambda Switch: Lytic Development or Lysogeny</i>	592
Temporal Sequences of Gene Expression During Phage Infection	594
Translational Control of Gene Expression	594
Post-translational Regulatory Mechanisms	596

24 REGULATION OF GENE EXPRESSION IN EUKARYOTES 600

<i>African Trypanosomes: A Wardrobe of Molecular Disguises</i>	600
Spatial and Temporal Regulation of Eukaryotic Genes	601
<i>Spatial Regulation of Tubulin Genes in Plants</i>	601
<i>Temporal Regulation of Globin Genes in Animals</i>	602

Ways of Regulating Eukaryotic Gene Expression 603

<i>Controlled Transcription of DNA</i>	603
<i>Alternate Splicing of RNA</i>	603
<i>Cytoplasmic Control of Messenger RNA Stability</i>	605
Induction of Transcriptional Activity by Environmental and Biological Factors	605
<i>Temperature: The Heat-shock Genes</i>	605
<i>Light: The Ribulose 1,5-bisphosphate Carboxylase Genes in Plants</i>	606
<i>Signal Molecules: Genes That Respond to Hormones</i>	606
Molecular Control of Transcription in Eukaryotes	608
<i>DNA Sequences Involved in the Control of Transcription</i>	608
<i>Proteins Involved in the Control of Transcription: Transcription Factors</i>	610
Gene Expression and Chromosome Organization	613
<i>Transcription in Lampbrush Chromosome Loops</i>	613
<i>Transcription in Polytene Chromosome Puffs</i>	613
<i>Molecular Organization of Transcriptionally Active DNA</i>	614
<i>Chromatin Remodeling</i>	615
<i>Euchromatin and Heterochromatin</i>	616
<i>Gene Silencing</i>	617
<i>DNA Methylation and Imprinting</i>	620
<i>Gene Amplification</i>	622
Activation and Inactivation of Whole Chromosomes	622
<i>Inactivation of X Chromosomes in Mammals</i>	622
<i>Hyperactivation of X Chromosomes in Drosophila</i>	623
<i>Hypoactivation of X Chromosomes in Caenorhabditis</i>	624
Technical Sidelight: GAL4, a Transcription Factor That Regulates the Genes Involved in Galactose Metabolism in Yeast	611

The Genetic Control of Biological Processes

<i>A Conversation with Eric Wieschaus</i>	627
-------------------------------------------	-----

25 THE GENETIC CONTROL OF ANIMAL DEVELOPMENT 629

<i>Stem Cell Therapy: A Brave New World?</i>	629
The Process of Development in Animals	630
<i>Oogenesis and Fertilization</i>	630
<i>The Embryonic Cleavage Divisions and Blastula Formation</i>	631
<i>Gastrulation and Morphogenesis</i>	632
Genetic Analysis of Development in Model Organisms	632
<i>Drosophila as a Model Organism</i>	632
<i>Caenorhabditis as a Model Organism</i>	634
Genetic Analysis of Developmental Pathways	635
<i>Sex Determination in Drosophila</i>	635
<i>Sex Determination in Caenorhabditis</i>	639

- Molecular Analysis of Genes Involved in Development 640
- Maternal Gene Activity in Development 640
- Maternal-Effect Genes 640
- Determination of the Dorsal-Ventral and Anterior-Posterior Axes in *Drosophila* Embryos 641
- Zygotic Gene Activity in Development 644
- Body Segmentation 644
- Specification of Cell Types 646
- Organ Formation 648
- Genetic Analysis of Development in Vertebrates 649
- Vertebrate Homologs of Invertebrate Genes 650
- The Mouse: Insertional Mutagenesis, Transgenics, and Knockout Mutations 650

26 THE GENETIC CONTROL OF BEHAVIOR 656

- Twins and Personality 656
- Genetic Analysis of Behavior in Experimental Animals 657
- Nest-Cleaning Behavior in Honeybees 657
- Biological Rhythms in *Drosophila* and Mice 658
- Sexual Preference in *Drosophila* 662
- Nurturing Behavior in Mice 665
- Chromosome Abnormalities and Insights into Human Behavior 666
- Single-Gene Mutations and Human Behavior 667
- Phenylketonuria 667
- Lesch-Nyhan Syndrome 667
- Huntington's Disease 668
- Complex Human Behaviors 669
- Quantitative Human Genetics: The Twin Correlation Method 669
- Intelligence 670
- Personality 671
- Human Genetics Sidelight: A Genetic Basis for Male Homosexuality? 664

27 THE GENETIC CONTROL OF THE VERTEBRATE IMMUNE SYSTEM 674

- AIDS Emphasizes the Vital Role of the Immune System 674
- The Immune Response: An Overview 675
- Components of the Mammalian Immune System 676
- Specialized Cells Mediate the Immune Response 676
- Specialized Proteins Provide Immunological Specificity 678
- Major Histocompatibility Antigens: Distinguishing Self from Nonself 680
- The Antibody-Mediated (Humoral) Immune Response 683
- The T Cell-Mediated (Cellular) Immune Response 684
- Immunological Memory 685

- Genome Rearrangements During B Lymphocyte Differentiation 685
- Lambda Light Chain Genes Assembled from Two Gene Segments 685
- Kappa Light Chain Genes Assembled from Three Gene Segments 686
- Heavy Chain Genes Assembled from Four Gene Segments 687
- Recombination Signal Sequences Control Somatic Recombination Events 688
- Additional Diversity: Variable Joining Sites and Somatic Hypermutation 688
- Antibody Class Switching 690
- Assembly of T Cell Receptor Genes by Somatic Recombination 690
- Regulation of Immunoglobulin Gene Expression 691
- Allelic Exclusion: Only One Functional Rearrangement per Cell 691
- Heavy Chain Gene Transcription: A Tissue-Specific Enhancer 691
- Technical Sidelight: Monoclonal Antibodies: Powerful Probes for Detecting Proteins and Other Antigens 692

28 THE GENETIC BASIS OF CANCER 695

- A Common Killer 695
- Cancer: A Genetic Disease 696
- The Many Forms of Cancer 696
- Cancer and the Cell Cycle 697
- A Genetic Basis for Cancer 697
- Oncogenes 698
- Tumor-Inducing Retroviruses and Viral Oncogenes 698
- Cellular Homologs of Viral Oncogenes: The Proto-Oncogenes 699
- Mutant Cellular Oncogenes and Cancer 701
- Chromosome Rearrangements and Cancer 702
- Tumor Suppressor Genes 703
- Inherited Cancers and Knudson's Two-Hit Hypothesis 703
- Cellular Roles of Tumor Suppressor Proteins 704
- Genetic Pathways to Cancer 711
- Human Genetics Sidelight: Cancer and Genetic Counseling 710

The Genetics of the Evolutionary Process

- A Conversation with Deborah and Brian Charlesworth 717

29 POPULATION AND EVOLUTIONARY GENETICS 719

- D'où venons nous? Que sommes nous? Ou allons nous? 719
- The Emergence of Evolutionary Theory and Population Genetics 720
- Darwin's Theory of Evolution 720
- Population Genetics 721

The Theory of Allele Frequencies	722	Speciation	739
<i>Estimating Allele Frequencies</i>	722	<i>Definition of Species</i>	739
<i>Relating Genotype Frequencies to Allele Frequencies:</i>		<i>Modes of Speciation</i>	740
<i>The Hardy-Weinberg Principle</i>	722	Human Evolution	743
<i>Applications of the Hardy-Weinberg Principle</i>	723	<i>Humans and the Great Apes</i>	743
<i>Exceptions to the Hardy-Weinberg Principle</i>	724	<i>Human Evolution in the Fossil Record</i>	743
<i>Using Allelic Frequencies in Genetic Counseling</i>	726	<i>DNA Sequence Variation and Human</i>	
Natural Selection	727	<i>Origins</i>	744
<i>Natural Selection at the Level of the Gene</i>	727	<i>Technical Sidelight: Molecular Evolution and the</i>	
<i>Natural Selection at the Level of the Phenotype</i>	729	<i>Neutral Theory</i>	733
Random Genetic Drift	730	<i>A Conversation with James F. Crow</i>	749
<i>Random Changes in Allele Frequencies</i>	730	Epilogue: Genetics Yesterday, Today, and Tomorrow,	
<i>The Effects of Population Size</i>	731	by James F. Crow: A Personal View	751
Populations in Genetic Equilibrium	732	Bibliography	758
<i>Balancing Selection</i>	732	Glossary	765
<i>Mutation-Selection Balance</i>	735	Answers to Odd-Numbered Questions	
<i>Mutation-Drift Balance</i>	735	and Problems	783
Genetic Variation in Natural Populations	737	Photo and Illustration Credits	802
<i>Phenotypic Variation</i>	737	Index	807
<i>Polymorphism of Chromosome Structure</i>	738		
<i>Genetic Variation at the Molecular Level</i>	738		