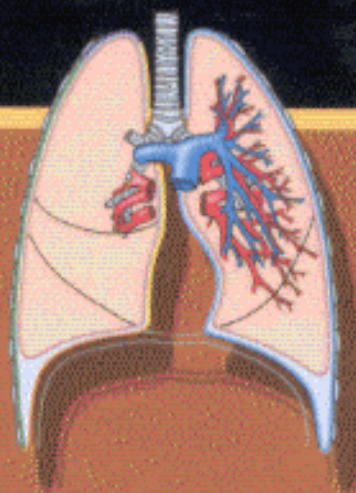
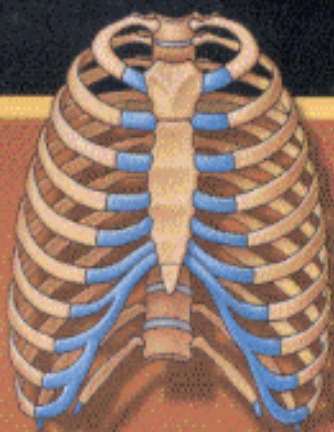
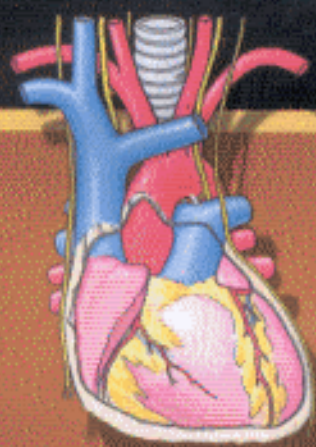


Essential CLINICAL ANATOMY

Second Edition



Keith L. Moore
Anne M. R. Agur



LIPPINCOTT WILLIAMS & WILKINS

Contents

Preface to Second Edition	vii	6 Lower Limb	314
Preface to First Edition	viii	Bones of Lower Limb	315
1 Introduction to Clinical Anatomy	1	Fascia, Vessels, and Nerves	
Approaches to Studying Anatomy	2	of Lower Limb	324
Anatomical and Medical Terminology ..	4	Organization of Thigh Muscles	333
Integumentary System	5	Gluteal Region	345
Skeletal System	10	Posterior Thigh Muscles	352
Muscular System	20	Popliteal Fossa	354
Cardiovascular System	26	Leg	360
Lymphatic System	32	Foot	371
Nervous System	32	Joints of Lower Limb	379
Medical Imaging Techniques	48	Medical Imaging of Lower Limb	403
2 Thorax	51	7 Upper Limb	405
Thoracic Wall	52	Bones of Upper Limb	406
Thoracic Cavity and Viscera	70	Superficial Structures of Upper Limb ..	417
3 Abdomen	118	Anterior Thoracoappendicular	
Abdominal Cavity	119	Muscles	422
Peritoneum and Peritoneal Cavity ..	139	Posterior Thoracoappendicular	
Abdominal Viscera	144	and Scapulohumeral Muscles	425
Thoracic Diaphragm	185	Axilla	431
Posterior Abdominal Wall	192	Arm	442
Medical Imaging of Abdomen	204	Forearm	450
4 Pelvis and Perineum	209	Hand	465
Pelvis	210	Joints of Upper Limb	479
Pelvic Cavity and Viscera	222	Medical Imaging of Upper Limb	495
Perineum	252	8 Head	498
5 Back	275	Cranium	499
Vertebral Column	276	Face	506
Muscles of Back	292	Scalp	514
Spinal Cord and Meninges	301	Cranial Meninges	516
Medical Imaging of Back	311	Brain	524
		Orbit	530
		Temporal Region	545
		Temporomandibular Joint	552
		Oral Region	554
		Pterygopalatine Fossa	568

Nose	572	Optic Nerve (CN II)	652
Ear	578	Oculomotor Nerve (CN III)	654
Medical Imaging of Head	589	Trochlear Nerve (CN IV)	655
9 Neck	592	Trigeminal Nerve (CN V)	655
Fascia of Neck	593	Abducent Nerve (CN VI)	655
Superficial and Lateral		Facial Nerve (CN VII)	658
Neck Muscles	595	Vestibulocochlear Nerve (CN VIII)	661
Triangles of Neck	598	Glossopharyngeal Nerve (CN IX)	662
Deep Structures of Neck	612	Vagus Nerve (CN X)	664
Lymphatics of Neck	616	Accessory Nerve (CN XI)	666
Viscera of Neck	618	Hypoglossal Nerve (CN XII)	667
Medical Imaging of Neck	640	References and Suggested Readings	670
10 Review of Cranial Nerves	643	Index	671
Overview of Cranial Nerves	644		
Olfactory Nerve (CN I)	650		