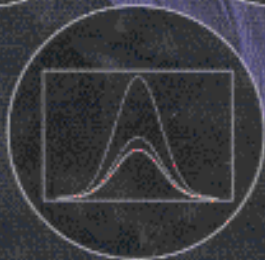
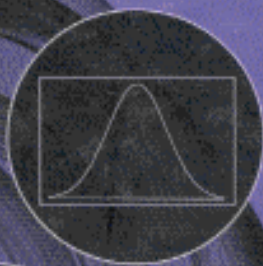



 WILEY

INTRODUCTION TO  
**BAYESIAN  
STATISTICS**



WILLIAM M. BOLSTAD

**WWW.**  
LIVE AVAILABLE

# Contents

<i>Preface</i>	<i>xiii</i>
<b>1</b> <i>Introduction to Statistical Science</i>	<b>1</b>
1.1 <i>The Scientific Method: A Process for Learning</i>	3
1.2 <i>The Role of Statistics in the Scientific Method</i>	4
1.3 <i>Main Approaches to Statistics</i>	5
1.4 <i>Purpose and Organization of This Text</i>	8
<b>2</b> <i>Scientific Data Gathering</i>	<b>13</b>
2.1 <i>Sampling from a Real Population</i>	14
2.2 <i>Observational Studies and Designed Experiments</i>	17
<i>Monte Carlo Exercises</i>	22
<b>3</b> <i>Displaying and Summarizing Data</i>	<b>29</b>
3.1 <i>Graphically Displaying a Single Variable</i>	29
3.2 <i>Graphically Comparing Two Samples</i>	37
3.3 <i>Measures of Location</i>	39
	<b>vii</b>

3.4	<i>Measures of Spread</i>	42
3.5	<i>Displaying Relationships Between Two or More Variables</i>	44
3.6	<i>Measures of Association for Two or More Variables</i>	46
	<i>Exercises</i>	50
<b>4</b>	<b><i>Logic, Probability, and Uncertainty</i></b>	<b>55</b>
4.1	<i>Deductive Logic and Plausible Reasoning</i>	56
4.2	<i>Probability</i>	58
4.3	<i>Axioms of Probability</i>	59
4.4	<i>Joint Probability and Independent Events</i>	60
4.5	<i>Conditional Probability</i>	62
4.6	<i>Bayes' Theorem</i>	63
4.7	<i>Assigning Probabilities</i>	68
4.8	<i>Odds Ratios and Bayes Factor</i>	69
	<i>Exercises</i>	73
<b>5</b>	<b><i>Discrete Random Variables</i></b>	<b>75</b>
5.1	<i>Discrete Random Variables</i>	76
5.2	<i>Probability Distribution of a Discrete Random Variable</i>	78
5.3	<i>Binomial Distribution</i>	81
5.4	<i>Hypergeometric Distribution</i>	83
5.5	<i>Joint Random Variables</i>	84
5.6	<i>Conditional Probability for Joint Random Variables</i>	88
	<i>Exercises</i>	92
<b>6</b>	<b><i>Bayesian Inference for Discrete Random Variables</i></b>	<b>95</b>
6.1	<i>Two Equivalent Ways of Using Bayes' Theorem</i>	100
6.2	<i>Bayes' Theorem for Binomial with Discrete Prior</i>	102
6.3	<i>Important Consequences of Bayes' Theorem</i>	105
	<i>Exercises</i>	106
	<i>Computer Exercises</i>	108

<b>7</b>	<b><i>Continuous Random Variables</i></b>	<b>111</b>
7.1	<i>Probability Density Function</i>	113
7.2	<i>Some Continuous Distributions</i>	116
7.3	<i>Joint Continuous Random Variables</i>	122
7.4	<i>Joint Continuous and Discrete Random Variables</i>	123
	<i>Exercises</i>	126
<b>8</b>	<b><i>Bayesian Inference for Binomial Proportion</i></b>	<b>129</b>
8.1	<i>Using a Uniform Prior</i>	130
8.2	<i>Using a Beta Prior</i>	131
8.3	<i>Choosing Your Prior</i>	133
8.4	<i>Summarizing the Posterior Distribution</i>	136
8.5	<i>Estimating the Proportion</i>	139
8.6	<i>Bayesian Credible Interval</i>	140
	<i>Exercises</i>	143
	<i>Computer Exercises</i>	145
<b>9</b>	<b><i>Comparing Bayesian and Frequentist Inferences for Proportion</i></b>	<b>147</b>
9.1	<i>Frequentist Interpretation of Probability and Parameters</i>	147
9.2	<i>Point Estimation</i>	149
9.3	<i>Comparing Estimators for Proportion</i>	151
9.4	<i>Interval Estimation</i>	153
9.5	<i>Hypothesis Testing</i>	155
9.6	<i>Testing a One-Sided Hypothesis</i>	157
9.7	<i>Testing a Two-Sided Hypothesis</i>	159
	<i>Exercises</i>	164
	<i>Monte Carlo Exercises</i>	166
<b>10</b>	<b><i>Bayesian Inference for Normal Mean</i></b>	<b>169</b>
10.1	<i>Bayes' Theorem for Normal Mean with a Discrete Prior</i>	169
10.2	<i>Bayes' Theorem for Normal Mean with a Continuous Prior</i>	175

10.3	<i>Choosing Your Normal Prior</i>	179
10.4	<i>Bayesian Credible Interval for Normal Mean</i>	181
10.5	<i>Predictive Density for Next Observation</i>	184
	<i>Exercises</i>	186
	<i>Computer Exercises</i>	190
<b>11</b>	<b><i>Comparing Bayesian and Frequentist Inferences for Mean</i></b>	<b>193</b>
11.1	<i>Comparing Frequentist and Bayesian Point Estimators</i>	193
11.2	<i>Comparing Confidence and Credible Intervals for Mean</i>	196
11.3	<i>Testing a One-Sided Hypothesis about a Normal Mean</i>	198
11.4	<i>Testing a Two-Sided Hypothesis about a Normal Mean</i>	202
	<i>Exercises</i>	206
<b>12</b>	<b><i>Bayesian Inference for Difference between Means</i></b>	<b>209</b>
12.1	<i>Independent Random Samples from Two Normal Distributions</i>	210
12.2	<i>Case 1: Equal Variances</i>	210
12.3	<i>Case 2: Unequal Variances</i>	215
12.4	<i>Bayesian Inference for Difference Between Two Proportions Using Normal Approximation</i>	218
12.5	<i>Normal Random Samples from Paired Experiments</i>	220
	<i>Exercises</i>	224
<b>13</b>	<b><i>Bayesian Inference for Simple Linear Regression</i></b>	<b>235</b>
13.1	<i>Least Squares Regression</i>	236
13.2	<i>Exponential Growth Model</i>	240
13.3	<i>Simple Linear Regression Assumptions</i>	241
13.4	<i>Bayes' Theorem for the Regression Model</i>	244
13.5	<i>Predictive Distribution for Future Observation</i>	248
	<i>Exercises</i>	252
<b>14</b>	<b><i>Robust Bayesian Methods</i></b>	<b>261</b>
14.1	<i>Effect of Misspecified Prior</i>	262

<i>14.2 Bayes' Theorem with Mixture Priors</i>	<i>263</i>
<i>Exercises</i>	<i>273</i>
<i>A Introduction to Calculus</i>	<i>275</i>
<i>B Use of Statistical Tables</i>	<i>295</i>
<i>C Using the Included Minitab Macros</i>	<i>307</i>
<i>D Using the Included R Functions</i>	<i>317</i>
<i>E Answers to Selected Exercises</i>	<i>329</i>
<i>References</i>	<i>349</i>
<i>Index</i>	<i>351</i>