



# Concepts of Genetics



Eighth Edition



William S. Klug • Michael R. Cummings • Charlotte A. Spencer

# Contents

## Preface xxiv

## Part ONE

## Genes, Chromosomes, and Heredity

### 1 Introduction to Genetics 1

#### 1.1 From Mendel to DNA in Less Than a Century 2

Mendel's Work on Transmission of Traits 2

The Chromosome Theory of Inheritance:

Uniting Mendel and Meiosis 3

Genetic Variation 4

The Search for the Chemical Nature of Genes:  
DNA or Protein? 4

#### 1.2 Discovery of the Double Helix Launched the Recombinant DNA Era 5

The Structure of DNA and RNA 5

Gene Expression: From DNA to Phenotype 5

Proteins and Biological Function 6

Linking Genotype to Phenotype:

Sickle-Cell Anemia 6

#### 1.3 Genomics Grew Out of Recombinant DNA Technology 7

Making Recombinant DNA Molecules

and Cloning DNA 7

Sequencing Genomes: The Human

Genome Project 8

#### 1.4 The Impact of Biotechnology Is Growing 9

Plants, Animals, and the Food Supply 9

Who Owns Transgenic Organisms? 10

Biotechnology in Genetics and Medicine 10

#### 1.5 Genetic Studies Rely On the Use of Model Organisms 11

The Modern Set of Genetic Model Organisms 12

Model Organisms and Human Diseases 13

#### 1.6 We Live in the "Age of Genetics" 14

### Genetics, Technology, and Society 14

Chapter Summary 15

Problems and Discussion Questions 15

Selected Readings 16

## 2 Mitosis and Meiosis 17

### 2.1 Cell Structure Is Closely Tied to Genetic Function 18

Cell Boundaries 18

The Nucleus 18

The Cytoplasm and Cellular Organelles 19

### 2.2 In Diploid Organisms, Chromosomes Exist in Homologous Pairs 20

### 2.3 Mitosis Partitions Chromosomes into Dividing Cells 23

Interphase and the Cell Cycle 23

Prophase 25

Prometaphase and Metaphase 26

Anaphase 26

Telophase 26

### 2.4 Meiosis Reduces the Chromosome Number from Diploid to Haploid in Germ Cells and Spores 27

An Overview of Meiosis 28

The First Meiotic Division: Prophase I 28

Metaphase, Anaphase, and Telophase I 29

The Second Meiotic Division 29

### 2.5 The Development of Gametes Varies during Spermatogenesis and Oogenesis 31

### 2.6 Meiosis Is Critical to the Successful Sexual Reproduction of All Diploid Organisms 32

### 2.7 Electron Microscopy Has Revealed the Cytological Nature of Mitotic and Meiotic Chromosomes 33

Chromatin and Chromosomes 33

The Synaptonemal Complex 34

Chapter Summary 35

Insights and Solutions 36

Problems and Discussion Questions 37

Extra-Spicy Problems 38

Selected Readings 38



## 3 Mendelian Genetics 39

- 3.1 Mendel Used a Model Experimental Approach to Study Patterns of Inheritance 40
- 3.2 The Monohybrid Cross Reveals How One Trait Is Transmitted from Generation to Generation 40
  - Mendel's First Three Postulates 41
  - Modern Genetic Terminology 42
  - Mendel's Analytical Approach 42
  - Punnett Squares 43
  - The Testcross: One Character 43
- 3.3 Mendel's Dihybrid Cross Revealed His Fourth Postulate: Independent Assortment 44
  - Independent Assortment 44
  - The Testcross: Two Characters 47
- 3.4 The Trihybrid Cross Demonstrates That Mendel's Principles Apply to Inheritance of Multiple Traits 47
  - The Forked-Line Method, or Branch Diagram 47
- 3.5 Mendel's Work Was Rediscovered in the Early 20th Century 49
- 3.6 The Correlation of Mendel's Postulates with the Behavior of Chromosomes Formed the Foundation of Modern Transmission Genetics 49
  - Unit Factors, Genes, and Homologous Chromosomes 49
- 3.7 Independent Assortment Leads to Extensive Genetic Variation 51
- 3.8 Laws of Probability Help to Explain Genetic Events 51
  - The Product Law and the Sum Law 51
  - Conditional Probability 52
  - The Binomial Theorem 52
- 3.9 Chi-Square Analysis Evaluates the Influence of Chance on Genetic Data 54
  - Interpreting  $\chi^2$  Calculations 56
- 3.10 Pedigrees Reveal Patterns of Inheritance in Humans 56
  - Pedigree Conventions 56
  - Pedigree Analysis 57

### Genetics, Technology, and Society 59

Tay-Sachs Disease: A Recessive Molecular Disorder in Humans 59

Chapter Summary 59

Insights and Solutions 60



Problems and Discussion Questions 62

Extra-Spicy Problems 64

Selected Readings 65

## 4 Extensions of Mendelian Genetics 66

- 4.1 Alleles Alter Phenotypes in Different Ways 67
- 4.2 Geneticists Use a Variety of Symbols for Alleles 68
- 4.3 In Incomplete Dominance, Neither Allele Is Dominant 68
- 4.4 In Codominance, the Influence of Both Alleles in a Heterozygote Is Clearly Evident 69
- 4.5 Multiple Alleles of a Gene May Exist in a Population 70
  - The ABO Blood Groups 70
  - The A and B Antigens 71
  - The Bombay Phenotype 71
  - The white Locus in *Drosophila* 72
- 4.6 Lethal Alleles Represent Essential Genes 72
  - Dominant Lethal Mutations 73
- 4.7 Combinations of Two Gene Pairs Involving Two Modes of Inheritance Modify the 9:3:3:1 Ratio 74
- 4.8 Phenotypes Are Often Affected by More Than One Gene 75
  - Epistasis 75
  - Unique Inheritance Patterns 75
  - Novel Phenotypes 78
  - Other Modified Dihybrid Ratios 79
- 4.9 Expression of a Single Gene May Have Multiple Effects 80
- 4.10 X-Linkage Describes Genes on the X Chromosome 81
  - X-Linkage in *Drosophila* 81
  - X-Linkage in Humans 82
  - Lesch-Nyhan Syndrome: The Molecular Basis of a Rare X-Linked Recessive Disorder 84
- 4.11 In Sex-Limited and Sex-Influenced Inheritance, an Individual's Sex Influences the Phenotype 84
- 4.12 Phenotypic Expression Is Not Always a Direct Reflection of the Genotype 85
  - Penetrance and Expressivity 85
  - Genetic Background: Suppression and Position Effects 86



Temperature Effects	87
Nutritional Effects	87
Onset of Genetic Expression	88
Genetic Anticipation	88
Genomic (Parental) Imprinting	88

## Genetics, Technology, and Society 90

Improving the Genetic Fate of Purebred Dogs	90
---	----

Chapter Summary	91
Insights and Solutions	91
Problems and Discussion Questions	93
Extra-Spicy Problems	96
Selected Readings	99

## 5 Chromosome Mapping in Eukaryotes 100

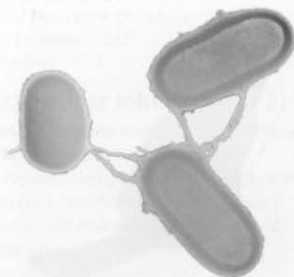
5.1 Genes Linked on the Same Chromosome Segregate Together	101
The Linkage Ratio	102
5.2 Crossing Over Serves as the Basis of Determining the Distance between Genes during Chromosome Mapping	104
Morgan and Crossing Over	104
Sturtevant and Mapping	104
Single Crossovers	106
5.3 Determining the Gene Sequence during Mapping Relies on the Analysis of Multiple Crossovers	107
Multiple Exchanges	107
Three-Point Mapping in <i>Drosophila</i>	108
Determining the Gene Sequence	110
A Mapping Problem in Maize	111
5.4 Interference Affects the Recovery of Multiple Exchanges	114
5.5 As the Distance between Two Genes Increases, Mapping Experiments Become More Inaccurate	115
5.6 <i>Drosophila</i> Genes Have Been Extensively Mapped	116
5.7 Crossing Over Involves a Physical Exchange between Chromatids	117
5.8 Recombination Occurs between Mitotic Chromosomes	118



5.9 Exchanges Also Occur between Sister Chromatids	120
5.10 Linkage Analysis and Mapping Can Be Performed in Haploid Organisms	120
Gene-to-Centromere Mapping	121
Ordered versus Unordered Tetrad Analysis	123
Linkage and Mapping	124
5.11 Lod Score Analysis and Somatic Cell Hybridization Were Historically Important in Creating Human Chromosome Maps	126
5.12 Gene Mapping Is Now Possible Using Molecular Analysis of DNA	128
Gene Mapping Using Annotated Computer Databases	128
5.13 Did Mendel Encounter Linkage?	128
Why Didn't Gregor Mendel Find Linkage?	129
Chapter Summary	129
Insights and Solutions	130
Problems and Discussion Questions	132
Extra-Spicy Problems	135
Selected Readings	136

## 6 Genetic Analysis and Mapping in Bacteria and Bacteriophages 137

6.1 Bacteria Mutate Spontaneously and Grow at an Exponential Rate	138
6.2 Conjugation Is One Means of Genetic Recombination in Bacteria	139
F <sup>+</sup> and F <sup>-</sup> Bacteria	140
Hfr Bacteria and Chromosome Mapping	141
Recombination in F <sup>+</sup> × F <sup>-</sup> Matings:	
A Reexamination	144
The F <sup>+</sup> State and Merozygotes	145
6.3 Mutational Analysis Led to the Discovery of the Rec Proteins Essential to Bacterial Recombination	146
6.4 F Factors Are Plasmids	146
6.5 Transformation Is Another Process Leading to Genetic Recombination in Bacteria	147
The Transformation Process	147
Transformation and Linked Genes	147





- 6.6 Bacteriophages Are Bacterial Viruses 148**  
 Phage T4: Structure and Life Cycle 148  
 The Plaque Assay 149  
 Lysogeny 150
- 6.7 Transduction Is Virus-Mediated Bacterial DNA Transfer 151**  
 The Lederberg–Zinder Experiment 151  
 The Nature of Transduction 152  
 Transduction and Mapping 153
- 6.8 Bacteriophages Undergo Intergenic Recombination 153**  
 Mapping in Bacteriophages 154
- 6.9 Intragenic Recombination Occurs in Phage T4 154**  
 The *rII* Locus of Phage T4 154  
 Complementation by *rII* Mutations 155  
 Recombinational Analysis 156  
 Deletion Testing of the *rII* Locus 156  
 The *rII* Gene Map 157

## Genetics, Technology, and Society 159

Bacterial Genes and Disease: From Gene Expression to Edible Vaccines 159

Chapter Summary 160

Insights and Solutions 160

Problems and Discussion Questions 161

Extra-Spicy Problems 163

Selected Readings 164

## 7 Sex Determination and Sex Chromosomes 165

- 7.1 Sexual Differentiation and Life Cycles 166**  
*Chlamydomonas* 166  
*Zea mays* 167  
*Caenorhabditis elegans* 168
- 7.2 X and Y Chromosomes Were First Linked to Sex Determination Early in the 20th Century 169**
- 7.3 The Y Chromosome Determines Maleness in Humans 170**  
 Klinefelter and Turner Syndromes 171  
 47,XXX Syndrome 172  
 47,XYY Condition 172  
 Sexual Differentiation in Humans 173  
 The Y Chromosome and Male Development 173

- 7.4 The Ratio of Males to Females in Humans Is Not 1.0 175**
- 7.5 Dosage Compensation Prevents Excessive Expression of X-Linked Genes in Humans and Other Mammals 175**  
 Barr Bodies 176  
 The Lyon Hypothesis 176  
 The Mechanism of Inactivation 178
- 7.6 The Ratio of X Chromosomes to Sets of Autosomes Determines Sex in *Drosophila* 178**  
 Dosage Compensation in *Drosophila* 180  
*Drosophila* Mosaics 180
- 7.7 Temperature Variation Controls Sex Determination in Reptiles 181**

Chapter Summary 182

## Genetics, Technology, and Society 183

A Question of Gender: Sex Selection in Humans 183

Insights and Solutions 184

Problems and Discussion Questions 184

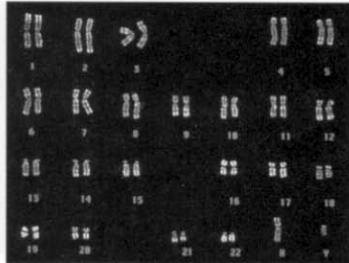
Extra-Spicy Problems 185

Selected Readings 186

## 8 Chromosome Mutations: Variation in Chromosome Number and Arrangement 187

- 8.1 Specific Terminology Describes Variations in Chromosome Number 188**
- 8.2 Variation in the Number of Chromosomes Results from Nondisjunction 188**
- 8.3 Monosomy, the Loss of a Single Chromosome, May Have Severe Phenotypic Effects 189**  
 Partial Monosomy in Humans: The Cri-du-Chat Syndrome 189
- 8.4 Trisomy Involves the Addition of a Chromosome to a Diploid Genome 190**  
 Down Syndrome 191  
 Patau Syndrome 193  
 Edwards Syndrome 193  
 Viability in Human Aneuploidy 193





- 8.5 Polyploidy, in Which More Than Two Haploid Sets of Chromosomes Are Present, Is Prevalent in Plants 194  
 Autopolyploidy 195  
 Allopolyploidy 196  
 Endopolyploidy 198
- 8.6 Variation Occurs in the Structure and Arrangement of Chromosomes 198
- 8.7 A Deletion Is a Missing Region of a Chromosome 199
- 8.8 A Duplication Is a Repeated Segment of the Genetic Material 200  
 Gene Redundancy and Amplification: Ribosomal RNA Genes 200  
 The Bar-Eye Mutation in *Drosophila* 201  
 The Role of Gene Duplication in Evolution 201
- 8.9 Inversions Rearrange the Linear Gene Sequence 203  
 Consequences of Inversions during Gamete Formation 203  
 Position Effects of Inversions 204  
 Evolutionary Advantages of Inversions 205
- 8.10 Translocations Alter the Location of Chromosomal Segments in the Genome 206  
 Translocations in Humans: Familial Down Syndrome 206
- 8.11 Fragile Sites in Humans Are Susceptible to Chromosome Breakage 208  
 Fragile X Syndrome (Martin-Bell Syndrome) 208

## Genetics, Technology, and Society 209

The Link between Fragile Sites and Cancer 209

Chapter Summary 210

Insights and Solutions 210

Problems and Discussion Questions 211

Extra-Spicy Problems 212

Selected Readings 213

## 9 Extranuclear Inheritance 214

- 9.1 Organelle Heredity Involves DNA in Chloroplasts and Mitochondria 215  
 Chloroplasts: Variegation in Four O'Clock Plants 215  
 Chloroplast Mutations in *Chlamydomonas* 216  
 Mitochondrial Mutations: The Case of *poky* in *Neurospora* 216  
 Petites in *Saccharomyces* 217

- 9.2 Knowledge of Mitochondrial and Chloroplast DNA Helps Explain Organelle Heredity 218  
 Organelle DNA and the Endosymbiotic Theory 218  
 Molecular Organization and Gene Products of Chloroplast DNA 219  
 Molecular Organization and Gene Products of Mitochondrial DNA 220
- 9.3 Mutations in Mitochondrial DNA Cause Human Disorders 221
- 9.4 Infectious Heredity Is Based on a Symbiotic Relationship between Host Organism and Invader 222  
 Kappa in *Paramecium* 222  
 Infective Particles in *Drosophila* 224
- 9.5 In Maternal Effect, the Maternal Genotype Has a Strong Influence during Early Development 224  
*Ephestia* Pigmentation 224  
*Limnaea* Coiling 224  
 Embryonic Development in *Drosophila* 225

## Genetics, Technology, and Society 226

Mitochondrial DNA and the Mystery of the Romanovs 226

Chapter Summary 227

Insights and Solutions 228

Problems and Discussion Questions 228

Extra-Spicy Problems 229

Selected Readings 230

## Part Two

## DNA: Structure, Replication, and Variation

### 10 DNA Structure and Analysis 231

- 10.1 The Genetic Material Must Exhibit Four Characteristics 232
- 10.2 Until 1944, Observations Favored Protein as the Genetic Material 233
- 10.3 Evidence Favoring DNA as the Genetic Material Was First Obtained during the Study of Bacteria and Bacteriophages 233  
 Transformation: Early Studies 233

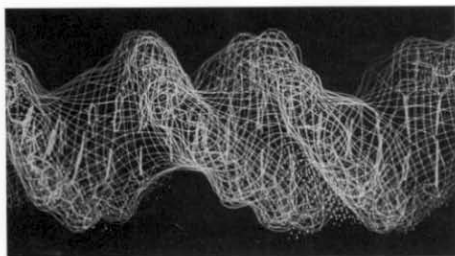
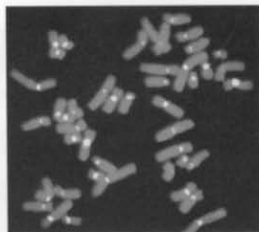




Transformation: The Avery, MacLeod, and McCarty Experiment	235
The Hershey–Chase Experiment	236
Transfection Experiments	239
<b>10.4 Indirect and Direct Evidence Supports the Concept that DNA Is the Genetic Material in Eukaryotes</b>	<b>239</b>
Indirect Evidence: Distribution of DNA	239
Indirect Evidence: Mutagenesis	239
Direct Evidence: Recombinant DNA Studies	240
<b>10.5 RNA Serves as the Genetic Material in Some Viruses</b>	<b>240</b>
<b>10.6 Knowledge of Nucleic Acid Chemistry Is Essential to the Understanding of DNA Structure</b>	<b>241</b>
Nucleotides: Building Blocks of Nucleic Acids	241
Nucleoside Diphosphates and Triphosphates	243
Polynucleotides	243
<b>10.7 The Structure of DNA Holds the Key to Understanding Its Function</b>	<b>243</b>
Base Composition Studies	244
X-Ray Diffraction Analysis	245
The Watson–Crick Model	245
<b>10.8 Alternative Forms of DNA Exist</b>	<b>248</b>
<b>10.9 The Structure of RNA Is Chemically Similar to DNA, but Single Stranded</b>	<b>249</b>
<i>Molecular Structure of Nucleic Acids: A Structure for Deoxyribose Nucleic Acid</i>	250
<b>10.10 Many Analytical Techniques Have Been Useful during the Investigation of DNA and RNA</b>	<b>251</b>
Absorption of Ultraviolet Light (UV)	251
Sedimentation Behavior	251
Denaturation and Renaturation of Nucleic Acids	253
Molecular Hybridization	254
Fluorescent <i>in situ</i> Hybridization (FISH)	255
Reassociation Kinetics and Repetitive DNA	255
Electrophoresis of Nucleic Acids	257
<b>Genetics, Technology, and Society</b>	<b>258</b>

## The Twists and Turns of the Helical Revolution 258

Chapter Summary	259
Insights and Solutions	259
Problems and Discussion Questions	260
Extra-Spicy Problems	261
Selected Readings	262



## 11 DNA Replication and Recombination 263

<b>11.1 DNA Is Reproduced by Semiconservative Replication</b>	<b>264</b>
The Meselson–Stahl Experiment	265
Semiconservative Replication in Eukaryotes	266
Origins, Forks, and Units of Replication	266
<b>11.2 DNA Synthesis in Bacteria Involves Five Polymerases, as well as Other Enzymes</b>	<b>268</b>
DNA Polymerase I	268
Synthesis of Biologically Active DNA	269
DNA Polymerase II, III, IV, and V	270
<b>11.3 Many Complex Issues Must Be Resolved during DNA Replication</b>	<b>271</b>
<b>11.4 The DNA Helix Must Be Unwound</b>	<b>271</b>
<b>11.5 Initiation of DNA Synthesis Requires an RNA Primer</b>	<b>272</b>
<b>11.6 Antiparallel Strands Require Continuous and Discontinuous DNA Synthesis</b>	<b>272</b>
<b>11.7 Concurrent Synthesis Occurs on the Leading and Lagging Strands</b>	<b>273</b>
<b>11.8 Proofreading and Error Correction Are an Integral Part of DNA Replication</b>	<b>273</b>
<b>11.9 A Coherent Model Summarizes DNA Replication</b>	<b>273</b>
<b>11.10 Replication Is Controlled by a Variety of Genes</b>	<b>274</b>
<b>11.11 Eukaryotic DNA Synthesis Is Similar to Synthesis in Prokaryotes, but More Complex</b>	<b>275</b>
Multiple Replication Origins	275
Eukaryotic DNA Polymerases	275
<b>11.12 The Ends of Linear Chromosomes Are Problematic during Replication</b>	<b>276</b>
<b>11.13 DNA Recombination, Like DNA Replication, Is Directed by Specific Enzymes</b>	<b>278</b>
<b>11.14 Gene Conversion Is a Consequence of DNA Recombination</b>	<b>279</b>

## Genetics, Technology, and Society 281

Telomerase: The Key to Immortality? 281

Chapter Summary	282
Insights and Solutions	282

Problems and Discussion Questions 283

Extra-Spicy Problems 284

Selected Readings 285

## 12 DNA Organization in Chromosomes 286

- 12.1 Viral and Bacterial Chromosomes Are Relatively Simple DNA Molecules 287
- 12.2 Supercoiling Is Common in the DNA of Viral and Bacterial Chromosomes 289
- 12.3 Specialized Chromosomes Reveal Variations in Structure 290
  - Polytene Chromosomes 290
  - Lampbrush Chromosomes 291
- 12.4 DNA Is Organized into Chromatin in Eukaryotes 292
  - Chromatin Structure and Nucleosomes 292
  - High Resolution Studies of the Nucleosome Core 294
  - Heterochromatin 295
- 12.5 Chromosome Banding Differentiates Regions along the Mitotic Chromosome 296
- 12.6 Eukaryotic Chromosomes Demonstrate Complex Organization Characterized by Repetitive DNA 297
  - Repetitive DNA and Satellite DNA 297
  - Centromeric DNA Sequences 298
  - Telomeric DNA Sequences 299
  - Middle Repetitive Sequences: VNTRs and Dinucleotide Repeats 300
  - Repetitive Transposed Sequences: SINES and LINES 300
  - Middle Repetitive Multiple-Copy Genes 301
- 12.7 The Vast Majority of a Eukaryotic Genome Does Not Encode Functional Genes 301

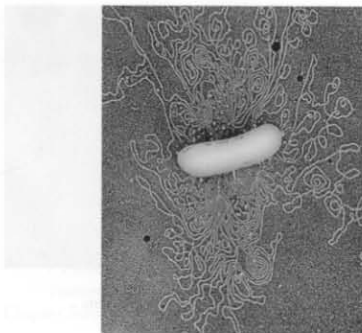
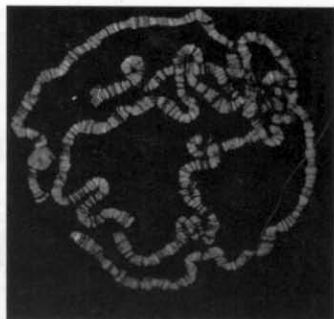
Chapter Summary 301

Insights and Solutions 302

Problems and Discussion Questions 302

Extra-Spicy Problems 303

Selected Readings 305




## Part THREE Expression and Regulation of Genetic Information

### 13 The Genetic Code and Transcription 306

- 13.1 The Genetic Code Exhibits a Number of Characteristics 307
- 13.2 Early Studies Established the Basic Operational Patterns of the Code 307
  - The Triplet Nature of the Code 308
  - The Nonoverlapping Nature of the Code 308
  - The Commaless and Degenerate Nature of the Code 309
- 13.3 Studies by Nirenberg, Matthaei, and Others Led to Deciphering of the Code 309
  - Synthesizing Polypeptides in a Cell-Free System 309
  - Homopolymer Codes 310
  - Mixed Copolymers 310
  - The Triplet Binding Assay 311
  - Repeating Copolymers 312
- 13.4 The Coding Dictionary Reveals Several Interesting Patterns among the 64 Codons 313
  - Degeneracy and the Wobble Hypothesis 313
  - The Ordered Nature of the Code 314
  - Initiation, Termination, and Suppression 314
- 13.5 The Genetic Code Has Been Confirmed in Studies of Phage MS2 315
- 13.6 The Genetic Code Is Nearly Universal 315
- 13.7 Different Initiation Points Create Overlapping Genes 316
- 13.8 Transcription Synthesizes RNA on a DNA Template 317
- 13.9 Studies with Bacteria and Phages Provided Evidence for the Existence of mRNA 317
- 13.10 RNA Polymerase Directs RNA Synthesis 318





Promoters, Template Binding, and the Sigma Subunit 318

Initiation, Elongation, and Termination of RNA Synthesis 319

### 13.11 Transcription in Eukaryotes Differs from Prokaryotic Transcription in Several Ways 320

Initiation of Transcription in Eukaryotes 320

Recent Discoveries Concerning RNA Polymerase Function 321

Heterogeneous Nuclear RNA and Its Processing: Caps and Tails 322

### 13.12 The Coding Regions of Eukaryotic Genes Are Interrupted by Intervening Sequences 323

Splicing Mechanisms: Autocatalytic RNAs 324

Splicing Mechanisms: The Spliceosome 325  
RNA Editing 326

### 13.13 Transcription Has Been Visualized by Electron Microscopy 326

## Genetics, Technology, and Society 328

Antisense Oligonucleotides: Attacking the Messenger 328

Chapter Summary 329

Insights and Solutions 329

Problems and Discussion Questions 330

Extra-Spicy Problems 331

Selected Readings 333

## 14 Translation and Proteins 334

### 14.1 Translation of mRNA Depends on Ribosomes and Transfer RNAs 335

Ribosomal Structure 335

tRNA Structure 336

Charging tRNA 337

### 14.2 Translation of mRNA Can Be Divided into Three Steps 338

Initiation 338

Elongation 339

Termination 340

Polyribosomes 341

### 14.3 Crystallographic Analysis Has Revealed Many Details about the Functional Prokaryotic Ribosome 342

### 14.4 Translation Is More Complex in Eukaryotes 342

### 14.5 The Initial Insight That Proteins Are Important in Heredity Was Provided by the Study of Inborn Errors of Metabolism 343

Phenylketonuria 344

### 14.6 Studies of *Neurospora* Led to the One-Gene: One-Enzyme Hypothesis 344

Analysis of *Neurospora* Mutants by Beadle and Tatum 344

Genes and Enzymes: Analysis of Biochemical Pathways 346

### 14.7 Studies of Human Hemoglobin Established That One Gene Encodes One Polypeptide 346

Sickle-Cell Anemia 347

Human Hemoglobins 348

### 14.8 The Nucleotide Sequence of a Gene and the Amino Acid Sequence of the Corresponding Protein Exhibit Colinearity 349

### 14.9 Protein Structure Is the Basis of Biological Diversity 349

Posttranslational Modification 352

### 14.10 Protein Function Is Directly Related to the Structure of the Molecule 353

### 14.11 Proteins Are Made Up of One or More Functional Domains 354

Exon Shuffling and the Origin of Protein Domains 354

## Genetics, Technology, and Society 356

Mad Cow Disease: The Prion Story 356

Chapter Summary 357

Insights and Solutions 357

Problems and Discussion Questions 357

Extra-Spicy Problems 358

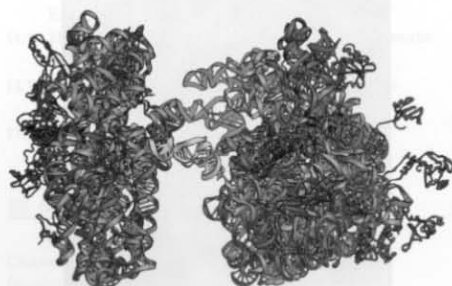
Selected Readings 360

## 15 Gene Mutation, DNA Repair, and Transposition 361

### 15.1 Mutations Are Classified in Various Ways 362

Spontaneous, Induced, and Adaptive Mutations 362

Classification Based on Location of Mutation 363





Classification Based on Type of Molecular Change 364

Classification Based on Phenotypic Effects 364

## 15.2 The Spontaneous Mutation Rate Varies Greatly among Organisms 365

Deleterious Mutations in Humans 365

## 15.3 Spontaneous Mutations Arise from Replication Errors and Base Modifications 366

DNA Replication Errors 366

Replication Slippage 366

*The Odds of Losing at Genetic Roulette* 367

Tautomeric Shifts 368

Depurination and Deamination 368

Oxidative Damage 369

Transposons 369

## 15.4 Induced Mutations Arise from DNA Damage Caused by Chemicals and Radiation 369

Base Analogs 370

Alkylating Agents 370

Acridine Dyes and Frameshift Mutations 370

Ultraviolet Light and Thymine Dimers 371

Ionizing Radiation 372

## 15.5 Genomics and Gene Sequencing Have Enhanced Our Understanding of Mutations in Humans 372

ABO Blood Types 373

Muscular Dystrophy 373

Trinucleotide Repeats in Fragile X Syndrome, Myotonic Dystrophy, and Huntington Disease 373

## 15.6 Genetic Techniques, Cell Cultures, and Pedigree Analysis Are All Used to Detect Mutations 375

Detection in Bacteria and Fungi 375

Detection in Plants 375

Detection in Humans 375

## 15.7 The Ames Test Is Used to Assess the Mutagenicity of Compounds 377

## 15.8 Organisms Use DNA Repair Systems to Counteract Mutations 377

Proofreading and Mismatch Repair 377

Postreplication Repair and the SOS Repair System 378

Photoreactivation Repair: Reversal of UV Damage in Prokaryotes 379

Base and Nucleotide Excision Repair 379

Xeroderma Pigmentosum and Nucleotide Excision Repair in Humans 380

Double-Strand Break Repair in Eukaryotes 381

## 15.9 Transposable Elements Move within the Genome and May Disrupt Genetic Function 382

Insertion Sequences 382

Bacterial Transposons 382

The *Ac-Ds* System in Maize 383

Mobile Genetic Elements and Wrinkled Peas: Mendel Revisited 384

*Copia* Elements in *Drosophila* 385

*P* Element Transposons in *Drosophila* 385

Transposable Elements in Humans 386

Chapter Summary 386

## Genetics, Technology, and Society 387

Chernobyl's Legacy 387

*Insights and Solutions* 388

*Problems and Discussion Questions* 389

*Extra-Spicy Problems* 390

*Selected Readings* 391

## 16 Regulation of Gene Expression in Prokaryotes 392

### 16.1 Prokaryotes Exhibit Efficient Genetic Mechanisms to Respond to Environmental Conditions 393

### 16.2 Lactose Metabolism in *E. coli* Is Regulated by an Inducible System 393

Structural Genes 394

The Discovery of Regulatory Mutations 394

The Operon Model: Negative Control 395

Genetic Proof of the Operon Model 395

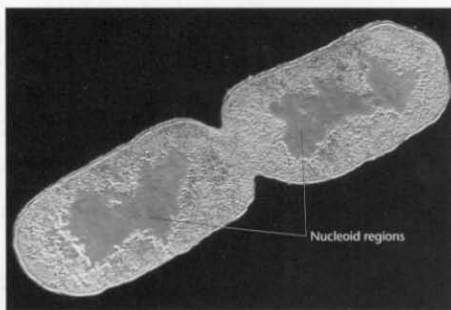
Isolation of the Repressor 397

### 16.3 The Catabolite-Activating Protein (CAP) Exerts Positive Control over the *lac* Operon 398

### 16.4 Crystal Structure Analysis of Repressor Complexes Has Confirmed the Operon Model 399

### 16.5 The tryptophan (*trp*) Operon in *E. coli* Is a Repressible Gene System 401

Evidence for the *trp* Operon 401



- 16.6 Attenuation Is a Critical Process during the Regulation of the *trp* Operon in *E. coli* 402
- 16.7 TRAP and AT Proteins Govern Attenuation in *B. subtilis* 403
- 16.8 The *ara* Operon Is Controlled by a Regulator Protein That Exerts Both Positive and Negative Control 404

## Genetics, Technology, and Society 406

Quorum Sensing: How Bacteria Talk to One Another 406

Chapter Summary 407

Insights and Solutions 407

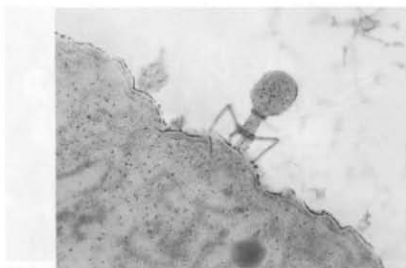
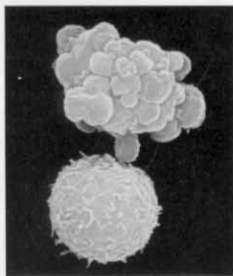
Problems and Discussion Questions 408

Extra-Spicy Problems 409

Selected Readings 410

## 17 Regulation of Gene Expression in Eukaryotes 411

- 17.1 Eukaryotic Gene Regulation Differs from Regulation in Prokaryotes 412
- 17.2 Chromosome Organization in the Nucleus Influences Gene Expression 412
- 17.3 Transcription Initiation Is a Major Form of Gene Regulation 413
- Promoters Have a Modular Organization 413
- Enhancers Control the Rate of Transcription 414
- 17.4 Transcription in Eukaryotes Requires Several Steps 415
- Transcription Requires Chromatin Remodeling 415
- Histone Modification Is Part of Chromatin Remodeling 416
- 17.5 Assembly of the Basal Transcription Complex Occurs at the Promoter 417
- RNA Polymerases and Transcription 417
- Formation of the Transcription Initiation Complex 417
- Activators Bind to Enhancers and Change the Rate of Transcription Initiation 418
- 17.6 Gene Regulation in a Model Organism: Positive Induction and Catabolite Repression in the *gal* Genes of Yeast 420



- 17.7 DNA Methylation and Regulation of Gene Expression 422
- 17.8 Posttranscriptional Regulation of Gene Expression 423
- Alternative Splicing Pathways for mRNA 423
- Alternative Splicing and Cell Function 423
- Alternative Splicing Amplifies the Number of Proteins Produced by a Genome 425
- RNA Silencing of Gene Expression 425
- 17.9 Alternative Splicing and mRNA Stability Also Regulate Gene Expression 426
- Sex Determination in *Drosophila*: A Model for Regulation of Alternative Splicing 426
- Controlling mRNA Stability 427

Chapter Summary 428

## Genetics, Technology, and Society 429

Human Genetic Diseases and Loss of Gene Regulation 429

Insights and Solutions 430

Problems and Discussion Questions 430

Extra-Spicy Problems 432

Selected Readings 433

## 18 Cell Cycle Regulation and Cancer 434

- 18.1 Cancer Is a Genetic Disease 435
- What Is Cancer? 436
- The Clonal Origin of Cancer Cells 436
- Cancer As a Multistep Process, Requiring Multiple Mutations 436
- 18.2 Cancer Cells Contain Genetic Defects Affecting Genomic Stability and DNA Repair 437
- 18.3 Cancer Cells Contain Genetic Defects Affecting Cell Cycle Regulation 439
- The Cell Cycle and Signal Transduction 439
- Cell Cycle Control and Checkpoints 440
- 18.4 Many Cancer-Causing Genes Disrupt Control of the Cell Cycle 442
- The *Cyclin D1* and *Cyclin E* Proto-oncogenes 443
- The *ras* Proto-oncogenes 443
- The *p53* Tumor Suppressor Gene 444
- The *Rb1* Tumor Suppressor Gene 445

- 18.5 Cancer Is a Genetic Disorder Affecting Cell–Cell Contact 446
- 18.6 Predisposition to Some Cancers Can Be Inherited 447
- 18.7 Viruses Contribute to Cancer in Both Humans and Animals 449
- 18.8 Environmental Agents Contribute to Human Cancers 451

## Genetics, Technology, and Society 452

Breast Cancer: The Double-Edged Sword of Genetic Testing 452

*Chapter Summary* 453

*Insights and Solutions* 453

*Problems and Discussion Questions* 454

*Extra-Spicy Problems* 455

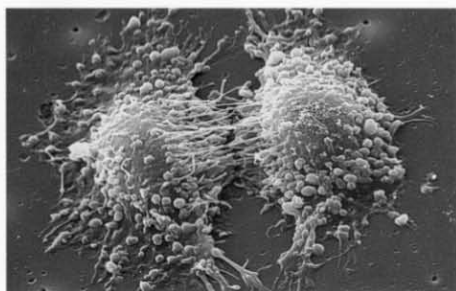
*Selected Readings* 456

## Part FOUR

## Genomic Analysis

### 19 Recombinant DNA Technology 457

- 19.1 Recombinant DNA Technology Combines Several Experimental Techniques 458
- 19.2 Recombinant DNA Technology Is the Foundation of Genome Analysis 458
- 19.3 Restriction Enzymes Cut DNA at Specific Recognition Sequences 458
- 19.4 Vectors Carry DNA Molecules to Be Cloned 460
  - Plasmid Vectors 460
  - Lambda ( $\lambda$ ) Phage Vectors 461
  - Cosmid Vectors 462
  - Bacterial Artificial Chromosomes 462
  - Expression Vectors 463
- 19.5 DNA Was First Cloned in Prokaryotic Host Cells 463
- 19.6 Yeast Cells Are Used as Eukaryotic Hosts for Cloning 464



- 19.7 Genes Can Be Transferred to Eukaryotic Cells 465
  - Plant Cell Hosts 465
  - Mammalian Cell Hosts 466
- 19.8 The Polymerase Chain Reaction Makes DNA Copies Without Host Cells 466
  - Limitations of PCR 467
  - Other Applications of PCR 468
- 19.9 Libraries Are Collections of Cloned Sequences 468
  - Genomic Libraries 468
  - Chromosome-Specific Libraries 468
  - cDNA Libraries 469
- 19.10 Specific Clones Can Be Recovered from a Library 470
  - Probes Identify Specific Clones 470
  - Screening a Library 471
- 19.11 Cloned Sequences Can Be Characterized in Several Ways 471
  - Restriction Mapping 471
  - Nucleic Acid Blotting 473
- 19.12 DNA Sequencing Is the Ultimate Way to Characterize a Clone 474
  - DNA Sequencing and Genome Projects 477

*Chapter Summary* 478

## Genetics, Technology, and Society 479

DNA Fingerprints and Forensics: The Case of the Telltale Palo Verde 479

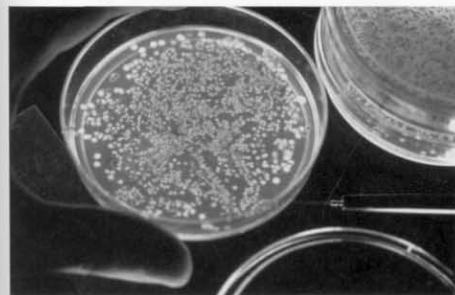
*Insights and Solutions* 480


*Problems and Discussion Questions* 480

*Selected Readings* 483

### 20 Genomics and Proteomics 484

- 20.1 Genomics: Sequencing Is the Basis for Identifying and Mapping All Genes in a Genome 486
- 20.2 An Overview of Genomic Analysis 487
  - Compiling the Sequence 487
  - Annotating the Sequence 487
- 20.3 Functional Genomics Classifies Genes and Identifies Their Functions 488





Functional Genomics of a Bacterial Genome 489  
Strategies for Functional Assignments of Unknown Genes 489

## 20.4 Prokaryotic Genomes Have Some Unexpected Features 491

Size Range of Eubacterial Genomes 491  
Linear Chromosomes and Multiple Chromosomes in Bacteria 491

## 20.5 Genomes of Eubacteria 492

Genomes of Archaea 493

## 20.6 Eukaryotic Genomes Have Several Organizational Patterns 493

General Features of Eukaryotic Genomes 494  
Transcriptional Units in the *C. elegans* Genome 494  
Genomes of Higher Plants 495

## 20.7 The Human Genome: The Human Genome Project (HGP) 496

Origins of the Human Genome Project 496  
Major Features of the Human Genome 496  
The Unfinished Tasks in Human Genome Sequencing 497

Chromosomal Organization of Human Genes 498

Our Genome and the Chimpanzee Genome 498

## 20.8 Comparative Genomics Is a Versatile Tool 499

Finding New Genes Using Comparative Genomics 499  
Comparative Genomics and Model Organisms 500  
Comparative Analysis of Nuclear Receptors and Drug Development 501  
The Minimum Genome for Living Cells 502

## 20.9 Comparative Genomics: Multigene Families Diversify Gene Function 503

Gene Duplications 503  
Evolution of Gene Families: The Globin Genes 504

## 20.10 Proteomics Identifies and Analyzes the Proteins in a Cell 505

Reconciling the Number of Genes and the Number of Proteins 505  
Proteomics Technology 506  
The Bacterial Proteome Changes with Alterations in the Environment 507  
Proteome Analysis of an Organelle: The Nucleolus 508

## Genetics, Technology, and Society 509

Beyond Dolly: The Cloning of Humans 509

Chapter Summary 510

Insights and Solutions 511

Problems and Discussion Questions 511

Extra-Spicy Problems 514

Selected Readings 515

## 21 Dissection of Gene Function: Mutational Analysis in Model Organisms 516

### 21.1 Geneticists Use Model Organisms That Are Genetically Tractable 517

Features of Genetic Model Organisms 517  
Yeast as a Genetic Model Organism 517  
*Drosophila* as a Genetic Model Organism 519  
The Mouse as a Genetic Model Organism 521

### 21.2 Geneticists Dissect Gene Function Using Mutations and Forward Genetics 523

Generating Mutants with Radiation, Chemicals, and Transposon Insertion 523  
Screening for Mutants 523  
Selecting for Mutants 525  
Defining the Genes 525  
Dissecting Genetic Networks: Epistasis and Pathways 526  
Extending the Analysis: Suppressors and Enhancers 527  
Extending the Analysis: Cloning the Genes 528  
Extending the Analysis: Biochemical Functions 528

### 21.3 Geneticists Dissect Gene Function Using Genomics and Reverse Genetics 529

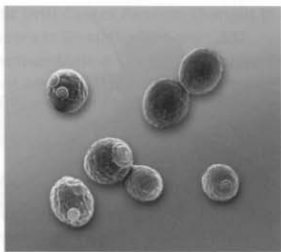
Genetic Analysis Beginning with a Purified Protein 529  
Genetic Analysis Beginning with a Mutant Model Organism 530  
Genetic Analysis Beginning with the Cloned Gene 531  
Genetics Analysis Using Gene Targeting Technologies 533

### 21.4 Geneticists Dissect Gene Function Using Functional Genomic and RNAi Technologies 536

RNAi: Genetics without Mutations 536  
High-Throughput Functional Genomics Techniques 537  
Gene Expression Microarrays 537  
Genome-Wide Mapping of Protein-DNA Binding Sites 538

### 21.5 Geneticists Advance Our Understanding of Molecular Processes by Undertaking Genetic Research in Model Organisms: Three Case Studies 538

Yeast: Cell Cycle Genes 539  
*Drosophila*: The Heidelberg Screens 541  
The Mouse: A Model for ALS Gene Therapy 543



Chapter Summary	544
Insights and Solutions	545
Problems and Discussion Questions	546
Extra-Spicy Problems	547
Selected Readings	548

## 22 Applications and Ethics of Biotechnology 549

22.1 Biotechnology Has Revolutionized Agriculture	550
Transgenic Crops and Herbicide Resistance	550
Nutritional Enhancement of Crop Plants	550
Concerns about Genetically Modified Organisms	551
22.2 Pharmaceutical Products Are Synthesized in Genetically Altered Organisms	552
Insulin Production in Bacteria	552
Transgenic Animal Hosts and Pharmaceutical Products	553
Transgenic Plants and Edible Vaccines	554
22.3 Biotechnology Is Used to Diagnose and Screen Genetic Disorders	555
Prenatal Diagnosis of Sickle-cell Anemia	555
Single-Nucleotide Polymorphisms and Genetic Screening	556
DNA Microarrays	557
Drug Development	558
Disease Diagnosis	559
Genome Scanning	559
Genetic Testing and Ethical Dilemmas	560
22.4 Genetic Disorders Can Be Treated by Gene Therapy	560
Gene Therapy for Severe Combined Immunodeficiency (SCID)	561
Problems and Failures in Gene Therapy	562
The Future of Gene Therapy	562
22.5 Gene Therapy Raises Many Ethical Concerns	563
22.6 Ethical Issues Are an Outgrowth of the Human Genome Project	563
The Ethical, Legal, and Social Implications (ELSI) Program	564
22.7 Finding and Mapping Genes in the Human Genome with Recombinant DNA Technology	564
RFLPs as Genetic Markers	564
Linkage Analysis Using RFLPs	565

Positional Cloning: The Gene for Neurofibromatosis	565
Fluorescent <i>in situ</i> Hybridization (FISH) Gene Mapping	566
22.8 DNA Fingerprints Can Identify Individuals	567
Minisatellites (VNTRs) and Microsatellites (STRs)	567
Forensic Applications	568

## Genetics, Technology, and Society 569

Gene Therapy—Two Steps Forward or Two Steps Back?	569
Chapter Summary	570
Insights and Solutions	570
Problems and Discussion Questions	571
Extra-Spicy Problems	573
Selected Readings	574

## Part Five

## Genetics of Organisms and Populations

### 23 Developmental Genetics of Model Organisms 575

23.1 Developmental Genetics Seeks to Explain How a Differentiated State Develops from an Organism's Genome	576
23.2 Conservation of Developmental Mechanisms and the Use of Model Organisms	577
Model Organisms in the Study of Development	577
Analysis of Developmental Mechanisms	577
Basic Concepts in Developmental Genetics	577
23.3 Master Switch Genes Program Genomic Expression	578
The Control of Eye Formation	578
23.4 Genetics of Embryonic Development in <i>Drosophila</i> : Specification of the Body Axis	579
Overview of <i>Drosophila</i> Development	579
Genes That Regulate Formation of the Anterior–Posterior Body Axis	581
Genetic Analysis of Embryogenesis	581





- 23.5 Zygotic Genes Program Segment Formation in *Drosophila*** 583  
 Gap Genes 583  
 Pair-Rule Genes 584  
 Segment Polarity Genes 584
- 23.6 Homeotic Genes Control the Developmental Fate of Segments along the Anterior–Posterior Axis** 585  
*Hox* Genes in *Drosophila* 585  
*Hox* Genes and Human Genetic Disorders 586  
 Control of *Hox* Gene Expression 587
- 23.7 Cascades of Gene Action Control Differentiation** 588
- 23.8 Plants Have Evolved Systems That Parallel the *Hox* Genes of Animals** 589  
 Homeotic Genes in *Arabidopsis* 589  
 Evolutionary Divergence in Homeotic Genes 590
- 23.9 Cell–Cell Interactions in *C. elegans*** 590  
 Development 590  
 Signaling Systems in Development 590  
 The Notch Signaling Pathway 591  
 Overview of *C. elegans* Development 591  
 Genetic Analysis of Vulva Formation 592
- 23.10 Programmed Cell Death Is Required for Normal Development** 594

## Genetics, Technology, and Society 595

- Stem Cell Wars 595
- Chapter Summary 596
- Insights and Solutions 596
- Problems and Discussion Questions 597
- Extra-Spicy Problems 598
- Selected Readings 598

## 24 Quantitative Genetics and Multifactorial Traits 599

- 24.1 Not All Polygenic Traits Show Continuous Variation** 600
- 24.2 Quantitative Traits Can Be Explained in Mendelian Terms** 600  
 The Multiple Gene Hypothesis for Quantitative Inheritance 601  
 Additive Alleles: The Basis of Continuous Variation 602  
 Calculating the Number of Polygenes 602
- 24.3 The Study of Polygenic Traits Relies on Statistical Analysis** 603  
 The Mean 603  
 Variance 603  
 Standard Deviation 604  
 Standard Error of the Mean 604  
 Covariance 604  
 Analysis of a Quantitative Character 604



- 24.4 Heritability Estimates the Genetic Contribution to Phenotypic Variability** 605  
 Broad-Sense Heritability 606  
 Narrow-Sense Heritability 606  
 Artificial Selection 607
- 24.5 Twin Studies Allow an Estimation of Heritability in Humans** 608
- 24.6 Quantitative Trait Loci Can Be Mapped** 609
- Chapter Summary 610

## Genetics, Technology, and Society 611

- The Green Revolution Revisited 611
- Insights and Solutions 612
- Problems and Discussion Questions 613
- Extra-Spicy Problems 614
- Selected Readings 616

## 25 Population Genetics 617

- 25.1 Allele Frequencies in Population Gene Pools Vary in Space and Time** 618
- 25.2 The Hardy–Weinberg Law Describes the Relationship between Allele Frequencies and Genotype Frequencies in an Ideal Population** 618
- 25.3 The Hardy–Weinberg Law Can Be Applied to Human Populations** 620  
 Testing for Hardy–Weinberg Equilibrium 622
- 25.4 The Hardy–Weinberg Law Can Be Used for Multiple Alleles, X-Linked Traits, and Estimating Heterozygote Frequencies** 622  
 Calculating Frequencies for Multiple Alleles 622  
 Calculating Frequencies for X-linked Traits 623  
 Calculating Heterozygote Frequency 624
- 25.5 Natural Selection Is a Major Force Driving Allele Frequency Change** 624  
 Natural Selection 624  
 Fitness and Selection 625  
 Selection in Natural Populations 627  
 Natural Selection and Quantitative Traits 628
- 25.6 Mutation Creates New Alleles in a Gene Pool** 629
- 25.7 Migration and Gene Flow Can Alter Allele Frequencies** 630

- 25.8 Genetic Drift Causes Random Changes in Allele Frequency in Small Populations 632
- 25.9 Nonrandom Mating Changes Genotype Frequency but Not Allele Frequency 632
- Inbreeding 633
- Genetic Effects of Inbreeding 634

## Genetics, Technology, and Society 635

Tracking Our Genetic Footprints out of Africa 635

- Chapter Summary 636
- Insights and Solutions 636
- Problems and Discussion Questions 637
- Extra-Spicy Problems 638
- Selected Readings 638

## 26 Evolutionary Genetics 640

- 26.1 Speciation Can Occur by Transformation or by Splitting Gene Pools 641
- 26.2 Most Populations and Species Harbor Considerable Genetic Variation 642
- Artificial Selection 642
- Protein Polymorphisms 642
- Variations in Nucleotide Sequence 643
- Explaining the High Level of Genetic Variation in Populations 644
- 26.3 The Genetic Structure of Populations Changes across Space and Time 644
- 26.4 The Definition of Species Is a Great Challenge for Evolutionary Biology 647
- 26.5 A Reduction in Gene Flow between Populations, Accompanied by Divergent Selection or Genetic Drift, Can Lead to Speciation 647
- Examples of Speciation 649
- The Minimum Genetic Divergence Required for Speciation 649
- In at Least Some Instances, Speciation Is Rapid 651
- 26.6 We Can Use Genetic Differences among Populations or Species to Reconstruct Evolutionary History 653
- A Method for Estimating Evolutionary Trees from Genetic Data 653
- Molecular Clocks 655
- 26.7 Reconstructing Evolutionary History Allows Us to Answer a Variety of Questions 656
- Transmission of HIV from a Dentist to His Patients 656
- The Relationship of Neanderthals to Modern Humans 657
- The Origin of Mitochondria 657

Chapter Summary 658

## Genetics, Technology, and Society 659

What Can We Learn from the Failure of the Eugenics Movement? 659



- Insights and Solutions 660
- Problems and Discussion Questions 660
- Extra-Spicy Problems 661
- Selected Readings 662

## 27 Conservation Genetics 663

- 27.1 Genetic Diversity Is at the Heart of Conservation Genetics 664
- Loss of Genetic Diversity 665
- Identifying Genetic Diversity 666
- 27.2 Population Size Has a Major Impact on Species Survival 666
- 27.3 Genetic Effects Are More Pronounced in Small, Isolated Populations 668
- Genetic Drift 668
- Inbreeding 668
- Reduction in Gene Flow 669
- 27.4 Genetic Erosion Diminishes Genetic Diversity 670
- 27.5 Conservation of Genetic Diversity Is Essential to Species Survival 670
- Ex Situ Conservation: Captive Breeding 671
- Captive Breeding: The Black-Footed Ferret 671
- Ex Situ Conservation and Gene Banks 672
- In Situ Conservation 672
- Population Augmentation 673

## Genetics, Technology, and Society 674

Gene Pools and Endangered Species:  
The Plight of the Florida Panther 674

- Chapter Summary 675
- Insights and Solutions 675
- Problems and Discussion Questions 675
- Extra-Spicy Problems 676
- Selected Readings 677

## Appendix A Glossary A-1

## Appendix B Answers A-17

## Credits C-1

## Index I-1