

INTERNATIONAL STUDENT EDITION

# BIOCHEMISTRY

FIFTH EDITION

Campbell  
Farrell

Not for Sale in the  
United States

# Table of Contents

## 1 Biochemistry and the Organization of Cells 1

- 1.1 What Are the Basic Themes for This Text? 1
- 1.2 What Is the Chemical Nature of Important Biomolecules? 2
- 1.3 What Can Biochemistry Say about Possible Origins of Life? 5
  - The Earth and Its Age 5
  - Biomolecules 7
    - Biochemical Connections: Structure and Function of Biomolecules* 8
  - Molecules to Cells 10
- 1.4 How Do Prokaryotes and Eukaryotes Differ in Levels of Organization? 14
- 1.5 What Are the Main Structural Features of Prokaryotic Cells? 15
- 1.6 What Are the Main Structural Features of Eukaryotic Cells? 16
  - Important Organelles 16
  - Other Organelles and Cellular Constituents 19
- 1.7 How Do We Classify Organisms: Five Kingdoms or Three Domains? 21
  - Biochemical Connections: Extremophiles: The Toast of the Biotechnology Industry* 23
- 1.8 Is There Common Ground for All Cells? 24
- 1.9 How Do Cells Use Energy? 26
- 1.10 What Is the Connection between Energy and Change? 27
- 1.11 What Is the Criterion for Spontaneity in Biochemical Reactions? 28
- 1.12 What Is the Connection between Thermodynamics and Life? 28
  - Biochemical Connections: Entropy and Probability* 29

Summary 30

Critical Questions to Review 30

Annotated Bibliography 33

## 2 Water: The Solvent for Biochemical Reactions 34

- 2.1 What Makes Water a Polar Molecule? 34
  - Solvent Properties of Water 35

- 2.2 What Is a Hydrogen Bond? 38
  - Biologically Important Hydrogen Bonds Other Than to Water Molecules 41
    - Biochemical Connections: The Importance of the Hydrogen Bond* 42
- 2.3 What Are Acids and Bases? 42
- 2.4 What Is pH, and What Does It Have to Do with the Properties of Water? 43
  - Monitoring Acidity 44
- 2.5 What Are Titration Curves? 46
- 2.6 What Are Buffers, and Why Are They Important? 48
  - How We Make Buffers 52
    - Biochemical Connections: Buffer Selection* 52
  - Buffer Systems of Physiological Importance 53
    - Biochemical Connections: Some Physiological Consequences of Blood Buffering* 54


Summary 55

Critical Questions to Review 55

Annotated Bibliography 57

## 3 Amino Acids and Peptides 58

- 3.1 What Are Amino Acids, and What Is Their Three-Dimensional Structure? 58
- 3.2 What Are the Structures and Properties of the Individual Amino Acids? 59
  - Group 1—Amino Acids with Nonpolar Side Chains 59
  - Group 2—Amino Acids with Electrically Neutral Polar Side Chains 62
  - Group 3—Amino Acids with Carboxyl Groups in Their Side Chains 63
  - Group 4—Amino Acids with Basic Side Chains 63



**Biochemical Connections: Amino Acids and Neurotransmitters** 64

Uncommon Amino Acids 65

**3.3 Do Amino Acids Have Specific Acid–Base Properties?** 65

**3.4 What Is the Peptide Bond?** 68

**Biochemical Connections: Amino Acid Functions Other Than in Peptides** 70

**3.5 Are Small Peptides Physiologically Active?** 72

**Biochemical Connections: Aspartame, the Sweet Peptide** 73

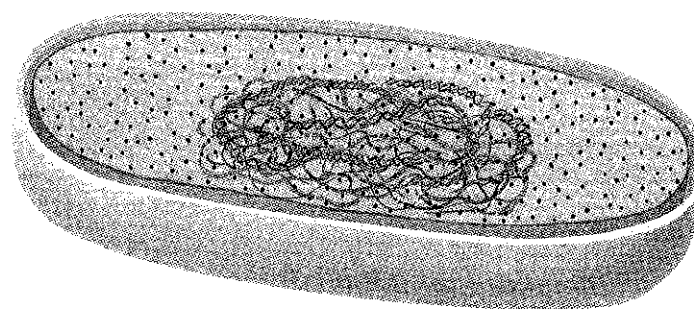
**Biochemical Connections: Phenylketonuria and Inborn Errors of Metabolism** 75

**Biochemical Connections: Peptide Hormones** 76

Summary 77

Critical Questions to Review 77

Annotated Bibliography 78



Protein-Folding Chaperones 102

**Biochemical Connections: Prions** 103

**4.7 What Is the Quaternary Structure of Proteins?** 104

Hemoglobin 104

Conformational Changes That Accompany Hemoglobin Function 105

Summary 110

Critical Questions to Review 110

Annotated Bibliography 112

## **4 The Three-Dimensional Structure of Proteins** 80

**4.1 How Does the Structure of Proteins Determine Their Function?** 80

Levels of Structure in Proteins 80

**4.2 What Is the Primary Structure of Proteins?** 81

**4.3 What Is the Secondary Structure of Proteins?** 81

**Biochemical Connections: Complete Proteins and Nutrition** 82

Periodic Structures in Protein Backbones 83

The  $\alpha$ -Helix 83

The  $\beta$ -Sheet 85

Irregularities in Regular Structures 85

Supersecondary Structures and Domains 86

The Collagen Triple Helix 90

Two Types of Protein Conformations: Fibrous and Globular 91

**4.4 What Can We Say about the Thermodynamics of Protein Folding?** 92

Hydrophobic Interactions: A Case Study in Thermodynamics 93

**4.5 What Is the Tertiary Structure of Proteins?** 95

Myoglobin: An Example of Protein Structure 97

Denaturation and Refolding 99

**4.6 Can We Predict Protein Folding from Sequence?** 101

## **5 Protein Purification and Characterization Techniques** 113

**5.1 How Do We Extract Pure Proteins from Cells?** 113

Isolation of Proteins from Cells 113

**5.2 What Is Column Chromatography?** 116

**5.3 What Is Electrophoresis?** 121

**5.4 How Do We Determine the Primary Structure of a Protein?** 122

Cleavage of the Protein into Peptides 124

Sequencing of Peptides: The Edman Method 126

Summary 128

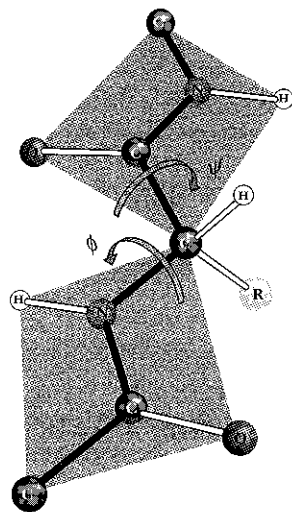
Critical Questions to Review 128

Annotated Bibliography 130

## **6 The Behavior of Proteins: Enzymes** 131

**6.1 What Makes Enzymes Such Effective Biological Catalysts?** 131

**6.2 What Is the Difference between the Kinetic and the Thermodynamic Aspects of Reactions?** 131



**Biochemical Connections: Enzymes as Markers for Disease** 133

- 6.3 How Can We Describe Enzyme Kinetics in Mathematical Terms? 134
- 6.4 How Do Substrates Bind to Enzymes? 135
- 6.5 What Are Some Examples of Enzyme-Catalyzed Reactions? 137
- 6.6 What Is the Michaelis–Menten Approach to Enzyme Kinetics? 139  
 Linearizing the Michaelis–Menten Equation 142  
 Significance of  $K_M$  and  $V_{max}$  144
- 6.7 How Do Enzymatic Reactions Respond to Inhibitors? 146  
 Kinetics of Competitive Inhibition 146  
*Biochemical Connections: Practical Information from Kinetic Data* 147  
 Kinetics of Noncompetitive Inhibition 149  
*Biochemical Connections: Enzyme Inhibition in the Treatment of AIDS* 151

Summary 152

Critical Questions to Review 152

Annotated Bibliography 154

## 7 The Behavior of Proteins: Enzymes, Mechanisms, and Control 156

- 7.1 Does the Michaelis–Menten Model Describe the Behavior of Allosteric Enzymes? 156  
 Control Mechanisms That Affect Allosteric Enzymes 157

### 7.2 What Are the Models for the Behavior of Allosteric Enzymes? 160

The Concerted Model for Allosteric Behavior 160

The Sequential Model for Allosteric Behavior 163

### 7.3 How Does Phosphorylation of Specific Residues Regulate Enzyme Activity? 164

### 7.4 What Are Zymogens, and How Do They Control Enzyme Activity? 166

Some of the Processes Involved in Blood Clotting 167

### 7.5 How Do Active-Site Events of an Enzyme Affect the Reaction Mechanism? 167

Determining the Essential Amino Acid Residues 168

The Architecture of the Active Site 169

The Mechanism of Chymotrypsin Action 170

### 7.6 What Types of Chemical Reactions Are Involved in Enzyme Mechanisms? 172

*Biochemical Connections: Enzymes Catalyze Familiar Reactions of Organic Chemistry* 173

*Biochemical Connections: Families of Enzymes: Proteases* 176

### 7.7 What Is the Connection between the Active Site and Transition States? 176

### 7.8 What Are Coenzymes? 178

*Biochemical Connections: Catalytic Antibodies against Cocaine* 179

Summary 181

Critical Questions to Review 181

Annotated Bibliography 183

## 8 Lipids and Proteins Are Associated in Biological Membranes 184

### 8.1 What Is the Definition of a Lipid? 184

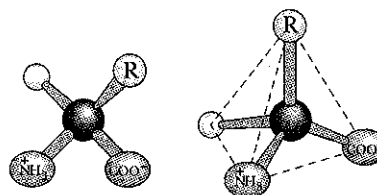
### 8.2 What Are the Chemical Natures of the Lipid Types? 184

Fatty Acids 184

Triacylglycerols 186

Phosphoacylglycerols (Phospholipids) 187

Waxes 189



Sphingolipids 189

Glycolipids 189

Steroids 189

***Biochemical Connections: Myelin and Multiple Sclerosis*** 190

### 8.3 What Is the Nature of Biological Membranes? 191

Lipid Bilayers 192

***Biochemical Connections: Butter Versus Margarine—Which Is Healthier?*** 195

### 8.4 What Are Some Common Types of Membrane Proteins? 196

### 8.5 What Is the Fluid-Mosaic Model of Membrane Structure? 197

***Biochemical Connections: Membranes in Medicine*** 198

### 8.6 What Are Some of the Functions of Membranes? 199

Membrane Transport 199

Membrane Receptors 202

### 8.7 Which Are the Lipid-Soluble Vitamins, and What Are Their Functions? 203

Vitamin A 203

Vitamin D 205

Vitamin E 206

***Biochemical Connections: The Chemistry of Vision*** 207

Vitamin K 208

### 8.8 What Are Prostaglandins and Leukotrienes, and What Do They Have to Do with Lipids? 209

***Biochemical Connections: Omega-3 Fatty Acids and Platelets in Heart Disease*** 212

Summary 212

Critical Questions to Review 213

Annotated Bibliography 214

## 9 Nucleic Acids: How Structure Conveys Information 215

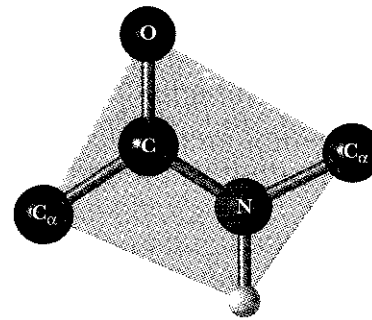
9.1 What Are the Levels of Structure in Nucleic Acids? 215

9.2 What Is the Covalent Structure of Polynucleotides? 216

***Biochemical Connections: The DNA Family Tree*** 220

9.3 What Is the Structure of DNA? 220

Secondary Structure of DNA: The Double Helix 220



Conformational Variations in DNA 222

Tertiary Structure of DNA: Supercoiling 225

***Biochemical Connections: Triple-Helical DNA: A Tool for Drug Design*** 226

Supercoiling in Prokaryotic DNA 226

Supercoiling in Eukaryotic DNA 228

### 9.4 How Does the Denaturation of DNA Take Place? 228

***Biochemical Connections: The Human Genome Project: Prospects and Possibilities*** 230

### 9.5 What Are the Principal Kinds of RNA and Their Structures? 231

Transfer RNA 233

Ribosomal RNA 234

Messenger RNA 236

Small Nuclear RNA 236

RNA Interference 237

Summary 237

Critical Questions to Review 237

Annotated Bibliography 239

## 10 Biosynthesis of Nucleic Acids: Replication 240

10.1 What Is the Flow of Genetic Information in the Cell? 240

10.2 What Are the General Considerations in the Replication of DNA? 241

Semiconservative Replication 242

Bidirectional Replication 243

10.3 How Does the DNA Polymerase Reaction Take Place? 244

One Strand of DNA Is Synthesized Semidiscontinuously 244

DNA Polymerase from *E. coli* 244

**10.4 Which Proteins Are Required for DNA Replication?** 248  
 Unwinding the Double Helix 248  
 The Primase Reaction 248  
 Synthesis and Linking of New DNA Strands 249

**10.5 How Do Proofreading and Repair Take Place?** 250  
*Biochemical Connections: Why Does DNA Contain Thymine and Not Uracil?* 251  
*Biochemical Connections: The SOS Response in E. coli* 255

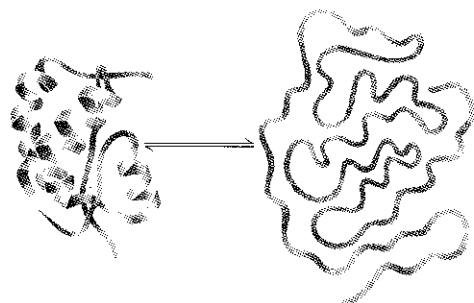
**10.6 How Is DNA Replicated in Eukaryotes?** 255  
 Cell-Cycle Control of Replication 256  
 Eukaryotic DNA Polymerases 256  
*Biochemical Connections: Telomerase and Cancer* 258  
 The Eukaryotic Replication Fork 260

**Summary** 261  
**Critical Questions to Review** 262  
**Annotated Bibliography** 263

<b>11</b>	<b>Transcription of the Genetic Code: The Biosynthesis of RNA</b> 264
-----------	---

**11.1 How Does Transcription Take Place in Prokaryotes?** 264  
 RNA Polymerase in *Escherichia coli* 264  
 Promoter Structure 266  
 Chain Initiation 267  
 Chain Elongation 267  
 Chain Termination 268

**11.2 How Is Transcription Regulated in Prokaryotes?** 270  
 Alternative  $\sigma$  Factors 270  
 Enhancers 271  
 Operons 272  
 Transcription Attenuation 275



**11.3 How Does Transcription Take Place in Eukaryotes?** 278  
 Structure of RNA Polymerase II 278  
 Pol II Promoters 279  
 Initiation of Transcription 280  
 Elongation and Termination 283

**11.4 How Is Transcription Regulated in Eukaryotes?** 283  
*Biochemical Connections: TFIIF—Making the Most Out of the Genome* 284  
 Enhancers and Silencers 285  
 Response Elements 285  
*Biochemical Connections: CREB—The Most Important Protein You Have Never Heard Of?* 288

**11.5 What Are Some Structural Motifs in DNA-Binding Proteins?** 288  
 DNA-Binding Domains 288  
 Helix–Turn–Helix Motifs 288  
 Zinc Fingers 290  
 Basic-Region Leucine Zipper Motif 290  
 Transcription-Activation Domains 291

**11.6 How Is RNA Modified after Transcription?** 291  
 Transfer RNA and Ribosomal RNA 291  
 Messenger RNA 293  
 The Splicing Reaction: Lariats and Snurps 294  
*Biochemical Connections: Lupus: An Autoimmune Disease Involving RNA Processing* 296  
 Alternative RNA Splicing 296

**11.7 How Does RNA Act as an Enzyme?** 297

**Summary** 298  
**Critical Questions to Review** 298  
**Annotated Bibliography** 299


<b>12</b>	<b>Protein Synthesis: Translation of the Genetic Message</b> 301
-----------	--

**12.1 What Is the Overall Process of Translating the Genetic Message?** 301

**12.2 What Is the Genetic Code?** 302  
 Codon–Anticodon Pairing and Wobble 304

**12.3 What Is the Role of Aminoacyl-tRNA Synthetases in Amino Acid Activation?** 307

**12.4 How Does Translation Take Place in Prokaryotes?** 309  
 Ribosomal Architecture 309



Chain Initiation 309

Chain Elongation 311

Chain Termination 315

***Biochemical Connections: The 21st Amino Acid?*** 317

The Ribosome Is a Ribozyme 318

Polysomes 318

### 12.5 How Does Translation Take Place in Eukaryotes? 320

Chain Initiation 320

Chain Elongation 321

Chain Termination 322

Coupled Transcription and Translation in Eukaryotes? 323

### 12.6 How Does Posttranslational Modification of Proteins Take Place? 323

***Biochemical Connections: Molecular Chaperones: Preventing Unsuitable Associations*** 324

### 12.7 How Are Proteins Degraded? 325

***Biochemical Connections: How Do We Adapt to High Altitude?*** 326

Summary 327

Critical Questions to Review 328

Annotated Bibliography 329

## 13 Nucleic Acid Biotechnology Techniques 330

### 13.1 How Do We Purify and Detect Nucleic Acids? 330

Separation Techniques 330

Detection Methods 331

### 13.2 What Makes Restriction Endonucleases an Important Tool for DNA Research? 332

Many Restriction Endonucleases Produce "Sticky Ends" 333

### 13.3 What Is Cloning? 334

Using "Sticky Ends" to Construct Recombinant DNA 334

***Biochemical Connections: Restriction Endonucleases: "Molecular Scissors"*** 335

### 13.4 What Is Genetic Engineering, and Why Do We Do It? 342

DNA Recombination Occurs in Nature 342

***Biochemical Connections: Genetic Engineering in Agriculture*** 343

Bacteria as "Protein Factories" 344

Protein Expression Vectors 345

***Biochemical Connections: Human Proteins through Genetic Recombination Techniques*** 347

Genetic Engineering in Eukaryotes 347

***Biochemical Connections: Fusion Proteins and Fast Purifications*** 348

### 13.5 What Are DNA Libraries? 349

Finding an Individual Clone in a DNA Library 351

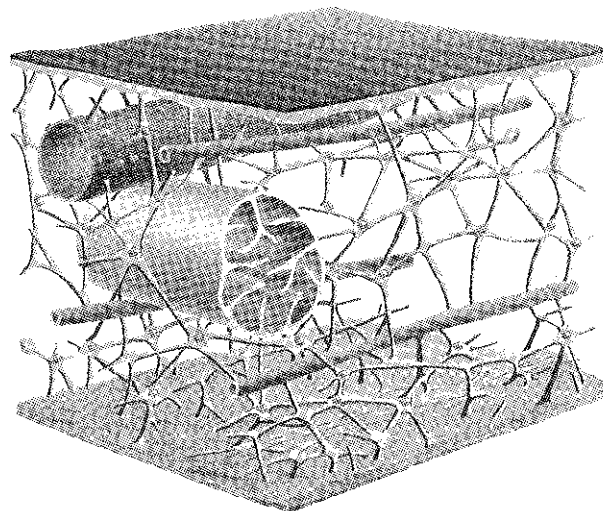
### 13.6 What Is the Polymerase Chain Reaction? 352

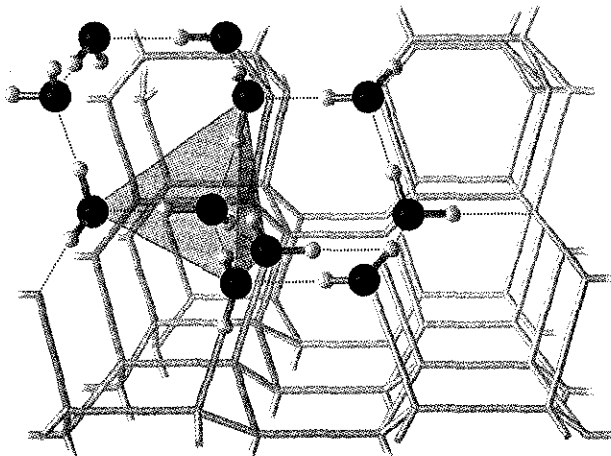
***Biochemical Connections: Forensic Uses of DNA Testing*** 354

### 13.7 What Is Site-Directed Mutagenesis? 355

### 13.8 What Is DNA Fingerprinting? 357

Restriction-Fragment Length Polymorphisms: A Powerful Method for Forensic Analysis 358





- 13.9 How Can We Study DNA-Protein Interactions? 359
- 13.10 What Are Some Methods for Studying Transcription? 361  
*Biochemical Connections: DNA Chips—Robotic Technology Meets Biochemistry* 363  
*Biochemical Connections: RNA Interference—The Newest Way to Study Genes* 364
- 13.11 How Do We Determine the Base Sequences of Nucleic Acids? 365
- 13.12 How Can We Use Bioinformatics to Study Genomics and Proteomics? 366

Summary 369

Critical Questions to Review 369

Annotated Bibliography 371

## 14 Hot Topics in Cell and Molecular Biology 372

- 14.1 What Are Viruses? 372  
 Virus Structure 373  
 Families of Viruses 373  
 Virus Life Cycles 374  
 Viral Attachment 378  
*Biochemical Connections: Influenza—The Virus That Won't Go Away* 378
- 14.2 What Virus Causes Severe Acute Respiratory Syndrome (SARS)? 379
- 14.3 What Is Unique about Retroviruses? 380
- 14.4 How Are Viruses Used in Gene Therapy? 381
- 14.5 How Does the Immune System Defend the Body? 384

Innate Immunity—The Front Lines of Defense 385

Acquired Immunity: Cellular Aspects 387

T-Cell Functions 387

T-Cell Memory 390

The Immune System: Molecular Aspects 391

*Biochemical Connections: A Carbohydrate-Based Anticancer Vaccine* 393

Distinguishing Self from Nonself 394

### 14.6 How Does Human Immunodeficiency Virus Cause AIDS? 396

HIV Confounds Our Immune Systems 398

The Search for a Vaccine 398

Antiviral Therapy 400

Antibodies Get a Second Chance 400

The Future of Antibody Research 401

### 14.7 Why Are Stem Cells Special? 401

History of Stem-Cell Research 401

Stem Cells Offer Hope 402

### 14.8 What Is the Biochemistry of Cancer? 403

The Mark of a Cancer Cell 403

What Causes Cancer? 404

Oncogenes 404

Tumor Suppressors 406

Viruses and Cancer 407

*Biochemical Connections: If It Isn't One Thing, It's Another* 407

*Biochemical Connections: Viruses Helping Cure Cancer* 408

Summary 410

Critical Questions to Review 411

Annotated Bibliography 412

## 15 The Importance of Energy Changes and Electron Transfer in Metabolism 414

15.1 What Are Standard States for Free-Energy Changes? 414

15.2 What Is a Modified Standard State for Biochemical Applications? 415

*Biochemical Connections: Biochemical Thermodynamics* 416

15.3 What Is Metabolism? 417

*Biochemical Connections: Living Things Are Unique Thermodynamic Systems* 418



- 15.4 How Are Oxidation and Reduction Involved in Metabolism? 418
- 15.5 How Are Coenzymes Used in Biologically Important Oxidation–Reduction Reactions? 420
- 15.6 How Are Production and Use of Energy Coupled? 422
- 15.7 How Is Coenzyme A Involved in Activation of Metabolic Pathways? 427



Summary 430

Critical Questions to Review 431

Annotated Bibliography 433

## 16 Carbohydrates 434

- 16.1 What Are the Structures and the Stereochemistry of Monosaccharides? 434  
Cyclic Structures: Anomers 437
- 16.2 How Do Monosaccharides React? 440  
Oxidation–Reduction Reactions 440  
Esterification Reactions 442  
**Biochemical Connections: Vitamin C Is Related to Sugars** 443  
The Formation of Glycosides 443  
Other Derivatives of Sugars 446  
**Biochemical Connections: Glycosides, Fruits, and Flowers** 447
- 16.3 What Are Some Important Oligosaccharides? 448
- 16.4 What Are the Structures and Functions of Polysaccharides? 449  
**Biochemical Connections: Lactose Intolerance** 450  
Cellulose and Starch 451



The Forms of Starch 451

Glycogen 453

Chitin 454

**Biochemical Connections: Dietary Fiber** 454

The Role of Polysaccharides in the Structure of Cell Walls 455

Glycosaminoglycans 458

## 16.5 What Are Glycoproteins? 458

**Biochemical Connections: Low-Carbohydrate Diets** 459

**Biochemical Connections: Glycoproteins and Blood Transfusions** 459

Summary 460

Critical Questions to Review 460

Annotated Bibliography 462

## 17 Glycolysis 463

- 17.1 What Is the Overall Pathway in Glycolysis? 463  
A Summary of the Reactions of Glycolysis 464  
**Biochemical Connections: Louis Pasteur** 466
- 17.2 How Is the 6-Carbon Glucose Converted to the 3-Carbon Glyceraldehyde-3-Phosphate? 467
- 17.3 How Is Glyceraldehyde-3-Phosphate Converted to Pyruvate? 472  
Control Points in the Glycolytic Pathway 478
- 17.4 How Is Pyruvate Metabolized Anaerobically? 479  
The Conversion of Pyruvate to Lactate in Muscle 479  
Alcoholic Fermentation 481  
**Biochemical Connections: Anaerobic Metabolism and Tooth Decay** 481  
**Biochemical Connections: Fetal Alcohol Syndrome** 483
- 17.5 How Much Energy Can Be Produced by Glycolysis? 483

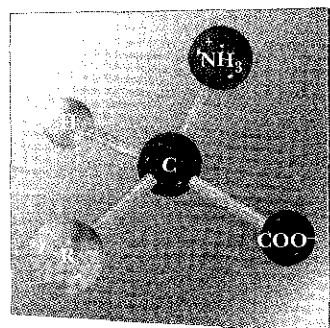
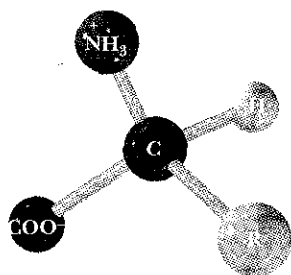
Summary 484

Critical Questions to Review 485

Annotated Bibliography 486

## 18 Storage Mechanisms and Control in Carbohydrate Metabolism 487

- 18.1 **How Is Glycogen Produced and Degraded?** 487  
 Breakdown of Glycogen 487  
 Formation of Glycogen from Glucose 489  
 Control of Glycogen Metabolism: A Case Study in Control Mechanisms 491  
*Biochemical Connections: Glycogen Loading* 493
- 18.2 **How Does Gluconeogenesis Produce Glucose from Pyruvate?** 495  
 Oxaloacetate Is an Intermediate in the Production of Phosphoenolpyruvate in Gluconeogenesis 495  
 The Role of Sugar Phosphates in Gluconeogenesis 498
- 18.3 **How Is Carbohydrate Metabolism Controlled?** 499  
 Control of Phosphofructokinase and Fructose-1,6-bisphosphatase 499  
 Control of Pyruvate Kinase 503  
 Control of Hexokinase 503
- 18.4 **Why Is Glucose Sometimes Diverted through the Pentose Phosphate Pathway?** 504  
 Oxidative Reactions of the Pentose Phosphate Pathway 504  
 Nonoxidative Reactions of the Pentose Phosphate Pathway 504  
 Control of the Pentose Phosphate Pathway 506  
*Biochemical Connections: The Pentose Phosphate Pathway and Hemolytic Anemia* 508
- Summary 509  
 Critical Questions to Review 509  
 Annotated Bibliography 510

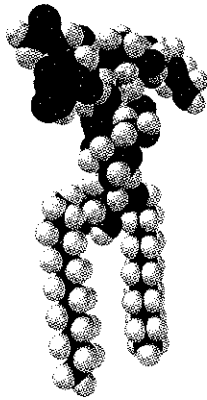


## 19 The Citric Acid Cycle 511

- 19.1 **What Role Does the Citric Acid Cycle Play in Metabolism?** 511
- 19.2 **What Is the Overall Pathway of the Citric Acid Cycle?** 512
- 19.3 **How Is Pyruvate Converted to Acetyl-CoA?** 515
- 19.4 **What Are the Individual Reactions of the Citric Acid Cycle?** 518  
*Biochemical Connections: Plant Poisons and the Citric Acid Cycle* 520
- 19.5 **What Are the Energetics of the Citric Acid Cycle, and How Is It Controlled?** 525  
 Control of Pyruvate Dehydrogenase 526  
 Control of the Citric Acid Cycle Proper 527
- 19.6 **What Is the Glyoxylate Cycle?** 528
- 19.7 **What Role Does the Citric Acid Cycle Play in Catabolism?** 529
- 19.8 **What Role Does the Citric Acid Cycle Play in Anabolism?** 531  
*Biochemical Connections: Anaplerotic Reactions* 532  
 Lipid Anabolism 532  
 Anabolism of Amino Acids and Other Metabolites 534  
*Biochemical Connections: Acetyl-CoA* 534
- 19.9 **Why Isn't Oxygen Part of the Equation?** 536  
*Biochemical Connections: Why Is It So Hard to Lose Weight?* 536
- Summary 537  
 Critical Questions to Review 537  
 Annotated Bibliography 539

## 20 Electron Transport and Oxidative Phosphorylation 540

- 20.1 **What Role Does Electron Transport Play in Metabolism?** 540
- 20.2 **What Are the Reduction Potentials for the Electron Transport Chain?** 542
- 20.3 **How Are the Electron Transport Complexes Organized?** 544  
 Cytochromes and Other Iron-Containing Proteins of Electron Transport 550
- 20.4 **What Is the Connection between Electron Transport and Phosphorylation?** 552



## 20.5 What Is the Mechanism of Coupling in Oxidative Phosphorylation? 554

Chemiosmotic Coupling 554

Conformational Aspects of Coupling 557

## 20.6 How Are Respiratory Inhibitors Used to Study Electron Transport? 557

*Biochemical Connections: Brown Adipose Tissue: A Case of Useful Inefficiency* 558

## 20.7 What Are Shuttle Mechanisms? 561

## 20.8 What Is the ATP Yield from Complete Oxidation of Glucose? 562

*Biochemical Connections: Sports and Metabolism* 563

Summary 565

Critical Questions to Review 565

Annotated Bibliography 567

## 21 Lipid Metabolism 568

### 21.1 How Are Lipids Involved in the Generation and Storage of Energy? 568

### 21.2 How Are Lipids Catabolized? 568

### 21.3 What Is the Energy Yield from the Oxidation of Fatty Acids? 573

### 21.4 How Are Unsaturated Fatty Acids and Odd-Carbon Fatty Acids Catabolized? 576

### 21.5 What Are Ketone Bodies? 577

*Biochemical Connections: Ketone Bodies and Effective Weight Loss* 579

### 21.6 How Are Fatty Acids Produced? 580

### 21.7 How Are Acylglycerols and Compound Lipids Produced? 586

*Biochemical Connections: Acetyl-CoA Carboxylase—A New Target in the Fight against Obesity?* 587

Triacylglycerols 587

Phosphoacylglycerols 587

Sphingolipids 589

*Biochemical Connections: Tay–Sachs Disease* 591

## 21.8 How Is Cholesterol Produced? 592

Cholesterol Is a Precursor of Other Steroids 597

The Role of Cholesterol in Heart Disease 599

Summary 601

Critical Questions to Review 602

Annotated Bibliography 603

## 22 Photosynthesis 604

### 22.1 Where Does Photosynthesis Take Place in the Cell? 604

*Biochemical Connections: The Relationship between Wavelength and Energy of Light* 608

### 22.2 How Are Photosystems I and II Involved in the Light Reactions of Photosynthesis? 608

Photosystem II: Water Is Split to Produce Oxygen 609

Photosystem I: Reduction of NADP<sup>+</sup> 612

Cyclic Electron Transport in Photosystem I 612

Structure of a Photosystem 613

### 22.3 How Does Photosynthesis Produce ATP? 615

*Biochemical Connections: Some Herbicides Inhibit Photosynthesis* 616

### 22.4 What Are the Evolutionary Implications of Photosynthesis with and without Oxygen? 617

### 22.5 How Do the Dark Reactions of Photosynthesis Fix CO<sub>2</sub> into Glucose? 619

Production of Six-Carbon Sugars 621

Regeneration of Ribulose-1,5-Bisphosphate 621

*Biochemical Connections: Chloroplast Genes* 623

### 22.6 How Is CO<sub>2</sub> Fixed in Tropical Plants? 623

Summary 626

Critical Questions to Review 626

Annotated Bibliography 628

## 23 The Metabolism of Nitrogen 629

### 23.1 What Processes Constitute Nitrogen Metabolism? 629

### 23.2 How Is Nitrogen Incorporated into Biologically Useful Compounds? 631

*Biochemical Connections: Nitrogen Fertilizers* 631

**23.3 What Role Does Feedback Inhibition Play in Nitrogen Metabolism?** 633

**23.4 How Are Amino Acids Synthesized?** 634  
 General Features 634  
 Transamination Reactions: The Role of Glutamate and Pyridoxal Phosphate 635  
 One-Carbon Transfers and the Serine Family 638

**23.5 What Are the Essential Amino Acids?** 643

**23.6 How Are Amino Acids Catabolized?** 643  
 Disposition of the Carbon Skeletons 643  
 Excretion of Excess Nitrogen 644  
 The Urea Cycle 644  
***Biochemical Connections: Water and the Disposal of Nitrogen Wastes*** 646

**23.7 How Are Purines Synthesized?** 648  
 Anabolism of Inosine Monophosphate 648  
***Biochemical Connections: Chemotherapy and Antibiotics—Taking Advantage of the Need for Folic Acid*** 649  
 The Conversion of IMP to AMP and GMP 649  
 Energy Requirements for Production of AMP and GMP 651

**23.8 How Are Purines Catabolized?** 651  
***Biochemical Connections: Lesch–Nyhan Syndrome*** 653

**23.9 How Are Pyrimidines Synthesized and Catabolized?** 654  
 The Anabolism of Pyrimidine Nucleotides 654  
 Pyrimidine Catabolism 656

**23.10 How Are Ribonucleotides Converted to Deoxyribonucleotides?** 657

**23.11 How Is dUDP Converted to dTTP?** 658

**Summary** 659

**Critical Questions to Review** 659

**Annotated Bibliography** 661

The Food Pyramid 667  
***Biochemical Connections: Iron: An Example of a Mineral Requirement*** 667

Obesity 670

**24.3 What Are Hormones and Second Messengers?** 670  
 Hormones 670  
 Second Messengers 674  
 Cyclic AMP and G Proteins 674  
 Calcium Ion as a Second Messenger 677  
 Receptor Tyrosine Kinases 679  
***Biochemical Connections: Small G Proteins and the Ras Family*** 680

**24.4 How Are Hormones Involved in the Control of Metabolism?** 680  
***Biochemical Connections: Insulin and Low-Carbohydrate Diets*** 682

**24.5 What Are the Many Effects of Insulin?** 684  
 Insulin Structure 684  
 Insulin Receptors 684  
 Insulin’s Effect on Glucose Uptake 684  
 Insulin Affects Many Enzymes 684  
 Diabetes 685  
 Insulin and Sports 686  
***Biochemical Connections: A Workout a Day Keeps Diabetes Away?*** 686

**Summary** 687

**Critical Questions to Review** 687

**Annotated Bibliography** 689

**Glossary** G-1

**Answers to Questions** A-1

**Index** I-1

**24 Integration of Metabolism: Cellular Signaling** 662

**24.1 How Are the Metabolic Pathways Connected?** 662

**24.2 How Can Biochemistry Help Us Understand Nutrition?** 663  
 Required Nutrients 663  
***Biochemical Connections: Alcohol Consumption and Addiction*** 664

