

# BIOLOGY

A GUIDE TO THE NATURAL WORLD



David Krogh

Third Edition

STUDENT CD-ROM INCLUDED

# Contents

Preface xxiii

## Chapter 1 Science as a Way of Learning: A Guide to the Natural World 2

- 1.1 How Does Science Impact the Everyday World? 3**  
What Do Americans Know about Science? 5
- 1.2 What Is Science? 6**  
Science as a Body of Knowledge 6  
Science as a Process: Arriving at Scientific Insights 7  
From Hypothesis to Theory 9
- 1.3 The Nature of Biology 10**  
Life Is Highly Organized, in a Hierarchical Manner 12
- 1.4 Special Qualities of Biology 13**  
Biology's Chief Unifying Principle 14
- 1.5 The Organization of This Book 15**  
**Chapter Review 16**
  - **ESSAY** Lung Cancer, Smoking, and Statistics in Science 10

## On to Some Detail Regarding Water 30 Chapter Review 32

- **ESSAYS** Notating Chemistry 26  
Free Radicals 30

## Chapter 3 Life's Components: Water, pH, and Biological Molecules 34

- 3.1 The Importance of Water to Life 35**  
Water Is a Major Player in Many of Life's Processes 35  
Water's Structure Gives It Many Unusual Properties 36  
Two Important Terms: Hydrophobic and Hydrophilic 38
- 3.2 Acids and Bases Are Important to Life 38**  
Acids Yield Hydrogen Ions in Solution; Bases Accept Them 38

## Unit 1 Essential Parts: Atoms, Molecules, and Cells

### Chapter 2 The Fundamental Building Blocks: Chemistry and Life 18

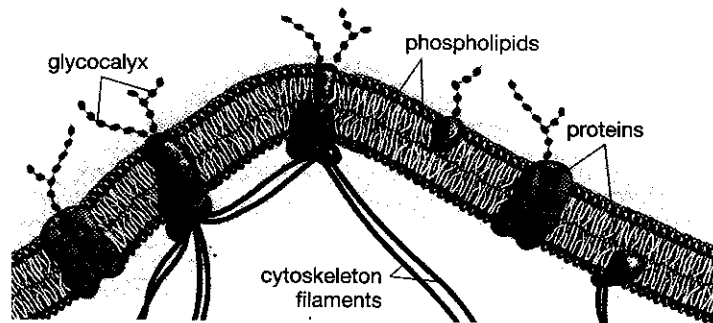
- 2.1 The Nature of Matter: The Atom 20**  
Protons, Neutrons, and Electrons 20  
Fundamental Forms of Matter: The Element 21
- 2.2 Matter Is Transformed through Chemical Bonding 23**  
Energy Always Seeks Its Lowest State 24  
Seeking a Full Outer Shell: Covalent Bonding 24  
Reactive and Unreactive Elements 25  
Polar and Nonpolar Bonding 25  
Ionic Bonding: When Electrons Are Lost or Gained 27  
A Third Form of Bonding: Hydrogen Bonding 29
- 2.3 Some Qualities of Chemical Compounds 29**  
Molecules Have a Three-Dimensional Shape 29  
Molecular Shape Is Very Important in Biology 29  
Solutes, Solvents, and Solutions 30

Many Common Substances Can Be Ranked According to How Acidic or Basic They Are 40  
The pH Scale Allows Us to Quantify How Acidic or Basic Compounds Are 40  
Some Terms Used When Dealing with pH 40  
Why does pH Matter? 40

- 3.3 Carbon Is a Central Element in Life 42**  
Carbon as a Starting Ingredient 42
- 3.4 Functional Groups 45**
- 3.5 Carbohydrates 46**  
Carbohydrates: From Simple Sugars to Cellulose 46
- 3.6 Lipids 49**  
One Class of Lipids Is the Glycerides 49  
Saturated and Unsaturated Fatty Acids: A Linkage with Solids and Liquids and with Health 50

Energy Use and Energy Storage via Lipids and Carbohydrates	51	The Rough Endoplasmic Reticulum	78
A Second Class of Lipids Is the Steroids	52	A Pause for the Nucleolus	78
A Third Class of Lipids Is the Phospholipids	55	Elegant Transportation: Transport Vesicles	79
<b>3.7 Proteins</b>	<b>56</b>	Downstream from the Rough ER: The Golgi Complex	79
Proteins Are Made from Chains of Amino Acids	56	From the Golgi to the Surface	80
A Group of Only 20 Amino Acids Is the Basis for All Proteins in Living Things	57	<b>4.5 Outside the Protein Production Path: Other Cell Structures</b>	<b>80</b>
Shape Is Critical to the Functioning of All Proteins	58	The Smooth Endoplasmic Reticulum	80
There Are Four Levels of Protein Structure	58	Tiny Acid Vats: Lysosomes and Cellular Recycling	80
Proteins Can Come Undone	58	Extracting Energy from Food: Mitochondria	81
Lipoproteins and Glycoproteins	58	<b>4.6 The Cytoskeleton: Internal Scaffolding</b>	<b>82</b>
<b>3.8 Nucleotides and Nucleic Acids</b>	<b>60</b>	Microfilaments	83
DNA Provides Information for the Structure of Proteins	60	Intermediate Filaments	84
The Structural Unit of DNA Is the Nucleotide	60	Microtubules	84
<b>On to Cells</b>	<b>60</b>	Cell Extensions Made of Microtubules: Cilia and Flagella	84
<b>Chapter Review</b>	<b>63</b>	In Summary: Structures in the Animal Cell	85
• <b>ESSAYS</b> Acid Rain: When Water Is Trouble	42	<b>4.7 The Plant Cell</b>	<b>86</b>
From Trans Fats to Omega-3's: Fats and Health	54	The Cell Wall	87
• <b>MEDIALAB</b> You Are What You Eat: Food and the Molecules of Life	66	The Central Vacuole	88
		Plastids	89
<b>Chapter 4 Life's Home: The Cell</b>	<b>68</b>	<b>4.8 Cell-to-Cell Communication</b>	<b>90</b>
<b>4.1 Cells Are the Working Units of Life</b>	<b>69</b>	Communication among Plant Cells	90
<b>4.2 All Cells Are Either Prokaryotic or Eukaryotic</b>	<b>70</b>	Communication among Animal Cells	90
Prokaryotic and Eukaryotic Differences	70	<b>How Did We Learn?</b>	<b>90</b>
		<b>On to the Periphery</b>	<b>91</b>
		<b>Chapter Review</b>	<b>93</b>
		• <b>ESSAYS</b> The Size of Cells	72
		The Stranger within: Endosymbiosis	84
		How Did We Learn? First Sightings:	
		Anton van Leeuwenhoek	92
		• <b>MEDIALAB</b> Would we miss them if they were gone?	
		Organelles	96
<b>4.3 The Eukaryotic Cell</b>	<b>75</b>	<b>Chapter 5 Life's Border: The Plasma Membrane</b>	<b>98</b>
The Animal Cell	75	<b>5.1 The Nature of the Plasma Membrane</b>	<b>100</b>
<b>4.4 A Tour of the Animal Cell: Along the Protein Production Path</b>	<b>75</b>	First Component: The Phospholipid Bilayer	100
Beginning in the Control Center: The Nucleus	76	Second Component: Cholesterol	100
Messenger RNA	76	Third Component: Proteins	101
Ribosomes	77	Fourth Component: The Glycocalyx	103
		The Fluid-Mosaic Membrane Model	103
		<b>5.2 Diffusion, Gradients, and Osmosis</b>	<b>103</b>
		Random Movement and Even Distribution	104
		Diffusion through Membranes	104
		<b>5.3 Moving Smaller Substances In and Out</b>	<b>105</b>
		Passive Transport	106

	Active Transport	106
<b>5.4</b>	<b>Getting the Big Stuff In and Out</b>	<b>108</b>
	Movement Out: Exocytosis	108
	Movement In: Endocytosis	108
	How Did We Learn?	111



	On to Energy	111
	Chapter Review	112

- **ESSAY** How Did We Learn? The Fluid-Mosaic Model of the Plasma Membrane 110
- **MEDIALAB** Balancing Your Imports and Exports: Membrane Transport 116

## Unit 2 Energy and Its Transformations

### Chapter 6 Life's Mainspring: An Introduction to Energy 118

<b>6.1</b>	<b>Energy Is Central to Life</b>	<b>119</b>
<b>6.2</b>	<b>What Is Energy?</b>	<b>120</b>
	The Forms of Energy	120
	The Study of Energy: Thermodynamics	120
	The Consequences of Thermodynamics	121
<b>6.3</b>	<b>How Is Energy Used by Living Things?</b>	<b>122</b>
	Up and Down the Great Energy Hill	122
	Coupled Reactions	123
<b>6.4</b>	<b>The Energy Currency Molecule: ATP</b>	<b>123</b>
	How ATP Functions	124
	The ATP/ADP Cycle	124
	ATP as Money	124
	Between Food and ATP	124
<b>6.5</b>	<b>Efficient Energy Use in Living Things: Enzymes</b>	<b>125</b>
	Accelerating Reactions	125
	Specific Tasks and Metabolic Pathways	125

<b>6.6</b>	<b>Lowering the Activation Barrier through Enzymes</b>	<b>126</b>
	How Do Enzymes Work?	126
	An Enzyme in Action: Chymotrypsin	127
<b>6.7</b>	<b>Regulating Enzymatic Activity</b>	<b>127</b>
	Allosteric Regulation of Enzymes	128
	On to Energy Harvesting	128
	Chapter Review	129

### Chapter 7 Vital Harvest: Deriving Energy from Food 132

<b>7.1</b>	<b>Energizing ATP</b>	<b>134</b>
<b>7.2</b>	<b>Electrons Fall Down the Energy Hill to Drive the Uphill Production of ATP</b>	<b>134</b>
	The Great Energy Conveyors: Redox Reactions	135
	Many Molecules Can Oxidize Other Molecules	135
<b>7.3</b>	<b>The Three Stages of Cellular Respiration: Glycolysis, the Krebs Cycle, and the Electron Transport Chain</b>	<b>136</b>
	Glycolysis: First to Evolve, Less Efficient	138
<b>7.4</b>	<b>First Stage of Respiration: Glycolysis</b>	<b>138</b>
<b>7.5</b>	<b>Second Stage of Respiration: The Krebs Cycle</b>	<b>138</b>
	Site of Action Moves from the Cytosol to the Mitochondria	141
	Between Glycolysis and the Krebs Cycle, an Intermediate Step	141
	Into the Krebs Cycle: Why Is It a Cycle?	142
<b>7.6</b>	<b>Third Stage of Respiration: The Electron Transport Chain</b>	<b>143</b>
	Where's the ATP?	144
	Bountiful Harvest: ATP Accounting	145
	Finally, Oxygen Is Reduced, Producing Water	146
<b>7.7</b>	<b>Other Foods, Other Respiratory Pathways</b>	<b>146</b>
	Alternate Respiratory Pathways: Fats as an Example	146
	What Happens When Less Energy Is Needed?	146
	On to Photosynthesis	147
	Chapter Review	147
	• <b>ESSAYS</b> When Energy Harvesting Ends at Glycolysis, Beer Can Be the Result 140	
	Energy and Exercise 144	
	• <b>MEDIALAB</b> Dietary Fad or Miracle Drug? Using Science to Understand Metabolism 150	

### Chapter 8 The Green World's Gift: Photosynthesis 152

<b>8.1</b>	<b>Photosynthesis and Energy</b>	<b>153</b>
	From Plants, a Great Bounty for Animals	154
	Up and Down the Energy Hill Again	154

**8.2 The Components of Photosynthesis 154**

Where in the Plant Does Photosynthesis Occur? 154  
 There Are Two Essential Stages in Photosynthesis 156  
 The Working Units of the Light Reactions 156  
 Energy Transfer in Photosynthesis Works through Redox Reactions 157

**8.3 Stage 1: The Steps of the Light Reactions 157**

A Chain of Redox Reactions and Another Boost from the Sun 158  
 The Physical Movement of Electrons in the Light Reactions 158

**8.4 What Makes the Light Reactions So Important? 158**

The Splitting of Water: Electrons and Oxygen 158  
 The Transformation of Solar Energy to Chemical Energy 158  
 Production of ATP 158

**8.5 Stage 2: The Calvin Cycle 159**

Energized Sugar Comes from a Cycle of Reactions 159

**8.6 Photorespiration and the  $C_4$  Pathway 161**

The  $C_4$  Pathway Is Not Always Advantageous 162

**8.7 Another Photosynthetic Variation: CAM Plants 162**

How Did We Learn? 162  
 Closing Thoughts on Photosynthesis and Energy 163  
 Chapter Review 166

- **ESSAY** How Did We Learn? Plants Make Their Own Food, But How? 164
- **MEDIALAB** Capturing Sunlight to Make Food: Photosynthesis 168

**Unit 3 How Life Goes On: Genetics****Chapter 9 An Introduction to Genetics: Genes, Mitosis, and Cytokinesis 170****9.1 An Introduction to Genetics 171**

DNA Contains Instructions for Protein Production 172  
 Genetics as Information Management 173  
 From One Gene to a Collection 174  
 The Path of Study in Genetics 174

**9.2 An Introduction to Cell Division 174**

The Replication of DNA 175

**9.3 DNA Is Packaged in Chromosomes 175**

Matched Pairs of Chromosomes 177  
 Chromosome Duplication as a Part of Cell Division 178

**9.4 Mitosis and Cytokinesis 179**

The Phases of Mitosis 180  
 Cytokinesis 181

**9.5 Variations in Cell Division 182**

Plant Cells 182  
 Prokaryotes 183  
 Variations in the Frequency of Cell Division 184

**On to Meiosis 184****Chapter Review 185**

- **ESSAY** When the Cell Cycle Runs Amok: Cancer 184
- **MEDIALAB** Too Much Division: The Cell Cycle and Cancer 188

**Chapter 10 Preparing for Sexual Reproduction: Meiosis 190****10.1 An Overview of Meiosis 192**

Some Helpful Terms 192

**10.2 The Steps in Meiosis 192**

Meiosis I 195  
 Meiosis II 196

**10.3 What Is the Significance of Meiosis? 196**

Genetic Diversity through Crossing Over 196  
 Genetic Diversity through Independent Assortment 197  
 From Genetic Diversity, a Visible Diversity in the Living World 198

**10.4 Meiosis and Sex Outcome 198****10.5 Gamete Formation in Humans 199**

Sperm Formation 200  
 Egg Formation 201  
 One Egg, Several Polar Bodies 201

**10.6 Life Cycles: Humans and Other Organisms 202**

Not All Reproduction Is Sexual 202  
 Variations in Sexual Reproduction 202

**On to Patterns of Inheritance 202****Chapter Review 203**

## Chapter 11 The First Geneticist: Mendel and His Discoveries 206

- 11.1 Mendel and the Black Box 208**
- 11.2 The Experimental Subjects: *Pisum sativum* 208**  
Phenotype and Genotype 210
- 11.3 Starting the Experiments: Yellow and Green Peas 210**  
Parental,  $F_1$ , and  $F_2$  Generations 210  
Interpreting the  $F_1$  and  $F_2$  Results 211
- 11.4 Another Generation for Mendel 212**  
Mendel's Generations in Pictures 212  
The Law of Segregation 215
- 11.5 Crosses Involving Two Characters 215**  
Crosses for Seed Color and Seed Shape 216  
The Law of Independent Assortment 217
- 11.6 Reception of Mendel's Ideas 217**
- 11.7 Incomplete Dominance 217**  
Genes Code for Proteins 218
- 11.8 Lessons from Blood Types: Codominance 220**  
Getting Both Types of Surface Proteins 220  
Dominant and Recessive Alleles 220
- 11.9 Multiple Alleles and Polygenic Inheritance 221**
- 11.10 Genes and Environment 222**
- 11.11 One Gene, Several Effects: Pleiotropy 223**  
On to the Chromosome 223  
Chapter Review 223
- **ESSAYS** Proportions and Their Causes: The Rules of Multiplication and Addition 214  
Why So Unrecognized? 219
- **MEDIALAB** Where Did I Get This Nose? Understanding Mendelian Genetics 228

## Chapter 12 Units of Heredity: Chromosomes and Inheritance 230

- 12.1 X-Linked Inheritance in Humans 232**  
The Genetics of Color Vision 232  
Alleles and Recessive Disorders 232
- 12.2 Autosomal Genetic Disorders 233**  
Sickle-Cell Anemia 234  
Dominant Disorders 234
- 12.3 Tracking Traits with Pedigrees 235**
- 12.4 Aberrations in Chromosomal Sets: Polyploidy 236**
- 12.5 Incorrect Chromosome Number: Aneuploidy 237**  
Aneuploidy's Main Cause: Nondisjunction 237  
The Consequences of Aneuploidy 238

Abnormal Numbers of Sex Chromosomes 238

## 12.6 Structural Aberrations in Chromosomes 239

Deletions 239  
Inversions and Translocations 239  
Duplications 239

**How Did We Learn? 241**

**On to DNA 242**

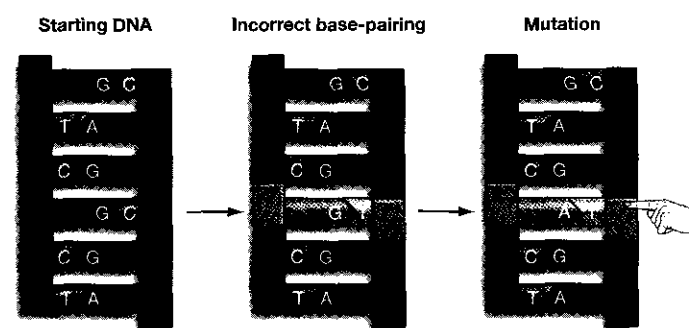
**Chapter Review 244**

- **ESSAYS** PGD: Screening for a Healthy Child 240  
How Did We Learn? Thomas Hunt Morgan:  
Using Fruit Flies to Look More Deeply into  
Genetics 242
- **MEDIALAB** Do We Know Too Much? Human Genetic  
Testing 248

## Chapter 13 Preserving Life's Information: DNA Structure and Replication 250

### 13.1 What Do Genes Do, and What Are They Made of? 251

DNA Structure and the Rise of Molecular Biology 252



### 13.2 Watson and Crick: The Double Helix 253

### 13.3 The Components of DNA and Their Arrangement 254

The Structure of DNA Gives Away the Secret of  
Replication 255  
The Structure of DNA Gives Away the Secret of Protein  
Production 255  
The Building Blocks of DNA Replication 255

### 13.4 Mutations: Another Name for a Permanent Change in DNA Structure 256

Examples of Mutations: Cancer and Huntington 257  
Heritable and Non-Heritable Mutations 257  
What Causes Mutations? 258  
The Value of Mistakes: Evolutionary Adaptation 258

**How Did We Learn? 258**

**On to How Genetic Information Is Put to Use 258**

**Chapter Review 260**

- **ESSAY** How Did We Learn? Getting Clear about What  
Genes Do: Beadle and Tatum 259



## **Chapter 14** How Proteins Are Made: Genetic Transcription, Translation, and Regulation **262**

- 14.1 The Structure of Proteins 263**  
Synthesizing Many Proteins from 20 Amino Acids 264
- 14.2 Protein Synthesis in Overview 264**
- 14.3 A Closer Look at Transcription 266**  
Passing on the Message: Base Pairing Again 266  
Messenger RNA Processing 267  
A Triplet Code 268
- 14.4 A Closer Look at Translation 268**  
The Nature of tRNA 269  
The Structure of Ribosomes 270  
The Steps of Translation 271  
What Is a Gene? 273
- 14.5 Genetic Regulation 274**  
DNA Is the Cookbook, Not the Cook 274  
A Model System in Genetic Regulation: The Operon 274
- 14.6 The Magnitude of the Genetic Operation 277**  
**Biotechnology Is Next 279**  
**Chapter Review 280**
  - **ESSAYS** Learning to Read Nature's Rule Book:  
The Genetic Code 278  
Making Sense of "Junk" DNA 280
  - **MEDIALAB** Can We Stop the Cycle? DNA to RNA to Protein 284

## **Chapter 15** The Future Isn't What It Used to Be: Biotechnology **286**

- 15.1 What Is Biotechnology? 289**
- 15.2 Transgenic Biotechnology 289**  
A Biotech Tool: Restriction Enzymes 289  
Another Tool of Biotech: Plasmids 290  
Using Biotech's Tools: Getting Human Genes into Plasmids 291  
Getting the Plasmids Back inside Cells, Turning out Protein 292  
A Plasmid Is One Kind of Cloning Vector 292  
Real-World Transgenic Biotechnology 292

## **15.3 Reproductive Cloning 293**

- Reproductive Cloning: How Dolly Was Cloned 293
- Cloning and Recombinant DNA 295
- Human Cloning 295
- Saving Endangered Species 295

## **15.4 Forensic Biotechnology 296**

- The Use of PCR 296
- Finding Individual Patterns 297

## **15.5 Personalized Medicine 298**

- Microarrays: Catching Genes in the Act 299

## **15.6 Controversies in Biotechnology 300**

- Genetically Modified Foods 300
- Cloning 301
- Genetic Profiles 301

### **On to Evolution 303**

### **Chapter Review 303**

- **ESSAY** Visualizing DNA 302
- **MEDIALAB** Holding Out Promise or Peril? Biotechnology 306

# **Unit 4 Life's Organizing Principle: Evolution and the Diversity of Life**

## **Chapter 16** An Introduction to Evolution: Charles Darwin, Evolutionary Thought, and the Evidence for Evolution **308**

### **16.1 Evolution and Its Core Principles 310**

- Common Descent with Modification 310
- Natural Selection 310
- The Importance of Evolution as a Concept 310
- Evolution Affects Human Perspectives Regarding Life 310

### **16.2 Charles Darwin and the Theory of Evolution 311**

- Darwin's Contribution 311
- Darwin's Journey of Discovery 311

### **16.3 Evolutionary Thinking before Darwin 312**

- Charles Lyell and Geology 312
- Jean-Baptiste de Lamarck and Evolution 313
- Georges Cuvier and Extinction 313

### **16.4 Darwin's Insights Following the *Beagle's* Voyage 314**

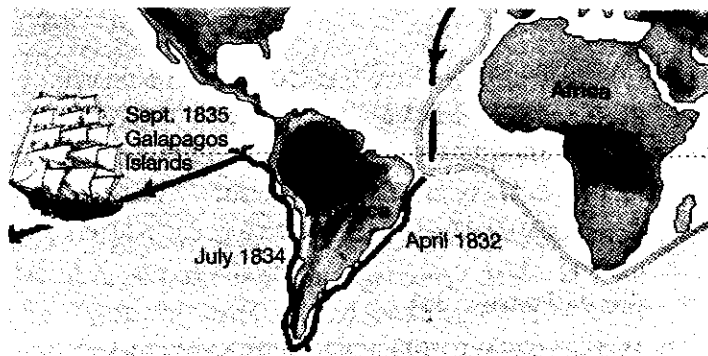
- Perceiving Common Descent with Modification 314
- Perceiving Natural Selection 314

### **16.5 Alfred Russel Wallace 315**

### **16.6 Descent with Modification Is Accepted 315**

**16.7 Darwin Doubted: The Controversy over Natural Selection 316**

- Coming to an Understanding of Genetics 316
- Vindicating Natural Selection's Role in Evolution 317
- Darwin Triumphant: The Modern Synthesis 317



**16.8 Opposition to the Theory of Evolution 317**

- The False Notion of a Scientific Controversy 317

**16.9 The Evidence for Evolution 318**

- Radiometric Dating 318
- Fossils 318
- Comparative Morphology and Embryology 319
- Evidence from Gene Modification 319
- Experimental Evidence 322

**On to How Evolution Works 322**

**Chapter Review 323**

- **ESSAY** The Evolution of Human Skin Color 320

**Chapter 17 The Means of Evolution: Microevolution 326**

**17.1 What Is It That Evolves? 327**

- Populations Are the Essential Units That Evolve 328
- Genes Are the Raw Material of Evolution 328

**17.2 Evolution as a Change in the Frequency of Alleles 328**

**17.3 Five Agents of Microevolution 329**

- Mutations: Alterations in the Makeup of DNA 330
- Gene Flow: When One Population Joins Another 330
- Genetic Drift: The Instability of Small Populations 330
- Nonrandom Mating: When Mating Is Uneven across a Population 333
- Natural Selection: Evolution's Adaptive Mechanism 334

**17.4 What Is Evolutionary Fitness? 335**

- Galapagos Finches: The Studies of Peter and Rosemary Grant 336

**17.5 Three Modes of Natural Selection 337**

- Stabilizing Selection 338
- Directional Selection 338

Disruptive Selection 338

**On to the Origin of Species 339**

**Chapter Review 342**

- **ESSAYS** Lessons from the Cocker Spaniel: The Price of Inbreeding 334  
Detecting Evolution: The Hardy-Weinberg Principle 340
- **MEDIALAB** Are Bacteria Winning the War? Natural Selection in Action 346

**Chapter 18 The Outcomes of Evolution: Macroevolution 348**

**18.1 What Is a Species? 349**

**18.2 How Do New Species Arise? 351**

- The Role of Geographic Separation: Allopatric Speciation 351
- Reproductive Isolating Mechanisms Are Central to Speciation 352
- Six Intrinsic Reproductive Isolating Mechanisms 352
- Sympatric Speciation 353
- Speciation through Hybridization 356

**18.3 When Is Speciation Likely to Occur? 357**

- Specialists and Generalists 358
- New Environments: Adaptive Radiation 358
- Is Speciation Smooth or Jerky? 358

**18.4 The Categorization of Earth's Living Things 359**

- Taxonomic Classification and the Degree of Relatedness 360
- A Taxonomic Example: The Common House Cat 361
- Constructing Evolutionary Histories 361

**18.5 Classical Taxonomy and Cladistics 363**

- Another System for Interpreting the Evidence: Cladistics 363
- Should Anything but Relatedness Matter in Classification? 364

**On to the History of Life 364**

**Chapter Review 365**

- **ESSAY** New Species through Genetic Accidents: Polyploidy 354

**Chapter 19 A Slow Unfolding: The History of Life on Earth 368**

**19.1 The Geological Timescale: Life Marks Earth's Ages 371**

- Features of the Timescale 371
- What Is Notable in Evolution Hinges on Values 374
- The Kingdoms of the Living World Fit into Three Domains 374



<b>19.2 How Did Life Begin?</b>	<b>374</b>
Life May Have Begun in Very Hot Water	375
The RNA World	377
<b>19.3 The Tree of Life</b>	<b>378</b>
<b>19.4 A Long First Period: The Precambrian</b>	<b>379</b>
Notable Precambrian Events	379
<b>19.5 The Cambrian Explosion</b>	<b>380</b>
<b>19.6 The Movement onto the Land: Plants First</b>	<b>381</b>
Adaptations of Plants to the Land	381
Another Plant Innovation: A Vascular System	382
Plants with Seeds: The Gymnosperms and Angiosperms	382
The Last Plant Revolution So Far: The Angiosperms	382
<b>19.7 Animals Follow Plants onto the Land</b>	<b>382</b>
Vertebrates Move onto Land	383
The Primate Mammals	386
<b>19.8 The Evolution of Human Beings</b>	<b>386</b>
Interpreting the Evidence	390
Tracing Human Evolution over Time	390
Into the Genus <i>Homo: Habilis</i> and <i>Ergaster</i>	391
Migration from Africa	392
Into Europe	392
The Neanderthals	392
Modern <i>Homo Sapiens</i>	394
<b>On to the Diversity of Life</b>	<b>395</b>
<b>Chapter Review</b>	<b>396</b>
• <b>ESSAY</b> Physical Forces and Evolution	372
Fossils and Molecular Clocks: Dating Life's Passages	376

## **Chapter 20** Viruses, Bacteria, Archaea, and Protists: The Diversity of Life 1 **400**

<b>20.1 Life's Categories and the Importance of Microbes</b>	<b>402</b>
<b>20.2 Viruses: Making a Living by Hijacking Cells</b>	<b>403</b>
HIV: The AIDS Virus	404
Viral Diversity	405
The Effects of Viruses	406
<b>20.3 Bacteria: Masters of Every Environment</b>	<b>406</b>
Bacterial Diversity	409
<b>20.4 Intimate Strangers: Humans and Bacteria</b>	<b>410</b>

<b>20.5 Bacteria and Human Disease</b>	<b>411</b>
Killing Pathogenic Bacteria: Antibiotics	412
The Threat of Antibiotic Resistance	412
<b>20.6 Archaea: From Marginal Player to Center Stage</b>	<b>413</b>
Prospecting for "Extremophiles"	414
<b>20.7 Protists: Pioneers in Diversifying Life</b>	<b>414</b>
<b>20.8 Protists and Sexual Reproduction</b>	<b>415</b>
<b>20.9 Plant-Like Protists</b>	<b>416</b>
<b>20.10 Animal-Like Protists</b>	<b>417</b>
<b>20.11 Fungus-Like Protists</b>	<b>418</b>
<b>How Did We Learn? Penicillin</b>	<b>421</b>
<b>On To Fungi and Plants</b>	<b>421</b>
<b>Chapter Review</b>	<b>421</b>
• <b>ESSAYS</b> Not Alive, but Deadly: Prions and "Mad Cow" Disease	407
Unwanted Guest: The Persistence of Herpes	408
Modes of Nutrition: How Organisms Get What They Need to Survive	410
How Did We Learn? The Discovery of Penicillin	419

## **Chapter 21** Fungi and Plants: The Diversity of Life 2 **424**

<b>21.1 The Fungi: Life as a Web of Slender Threads</b>	<b>426</b>
<b>21.2 Roles of Fungi in Society and Nature</b>	<b>427</b>
<b>21.3 Structure and Reproduction in Fungi</b>	<b>428</b>
The Life Cycle of a Fungus	428
<b>21.4 Categories of Fungi</b>	<b>430</b>
<b>21.5 Fungal Associations: Lichens and Mycorrhizae</b>	<b>432</b>
Lichens	432
Mycorrhizae	432
<b>21.6 Plants: The Foundation for Much of Life</b>	<b>433</b>
The Characteristics of Plants	433
<b>21.7 Types of Plants</b>	<b>435</b>
Bryophytes: Amphibians of the Plant World	435
Seedless Vascular Plants: Ferns and Their Relatives	436
The First Seed Plants: The Gymnosperms	437
Reproduction through Pollen and Seeds	437
<b>21.8 Angiosperm-Animal Interactions</b>	<b>439</b>
Seed Endosperm: More Animal Food from Angiosperms	440
Fruit: An Inducement for Seed Dispersal	440
<b>On to a Look at Animals</b>	<b>440</b>
<b>Chapter Review</b>	<b>441</b>
• <b>ESSAY</b> A Psychedelic Drug from an Ancient Source	430

## Chapter 22 Animals: The Diversity of Life 3 444

### 22.1 What Is an Animal? 446

### 22.2 Animal Types: The Family Tree 446

Additions 1 and 2: Tissue and Symmetry 447

Addition 3: Bilateral Symmetry 448

Addition 4: A Body Cavity 449

A Split in the Animal Kingdom: Protostomes and Deuterostomes 450

### 22.3 Phylum Porifera: The Sponges 450

### 22.4 Phylum Cnidaria: Jellyfish and Others 452

### 22.5 Phylum Platyhelminthes: Flatworms 454

### 22.6 Phylum Annelida: Segmented Worms 456

### 22.7 Phylum Mollusca: Snails, Oysters, Squid, and More 458

### 22.8 Phylum Nematoda: Roundworms 460

### 22.9 Phylum Arthropoda: Insects, Lobsters, Spiders, and More 460

Subphylum Uniramia: Insects First 462

Other Uniramians: Millipedes and Centipedes 462

Subphylum Crustacea: Shrimp, Lobsters, Crabs, Barnacles and More 463

Subphylum Chelicerata: Spiders, Ticks, Mites, Horseshoe Crabs, and More 464

### 22.10 Phylum Echinodermata: Sea Stars, Sea Urchins, and More 465

### 22.11 Phylum Chordata: Mostly Animals with Backbones 466

What Is a Vertebrate? 467

Diversity among the Vertebrates 468

On to Plants 474

Chapter Review 476

- **ESSAY** Redrawing the Animal Family Tree 449

## Unit 5 A Bounty That Feeds Us All: Plants

### Chapter 23 The Angiosperms: An Introduction to Flowering Plants 480

#### 23.1 The Importance of Plants 482

A Focus on Flowering Plants 482

#### 23.2 The Structure of Flowering Plants 483

The Basic Division: Roots and Shoots 483

Roots: Absorbing the Vital Water 484

Shoots: Leaves, Stems, and Flowers 485

#### 23.3 Basic Functions in Flowering Plants 488

Reproduction in Angiosperms 488

Plant Plumbing: The Transport System 490

Communication: Hormones Affect Many Aspects of Plant Functioning 491

Plant Growth: Indeterminate and at the Tips 493

Defense and Cooperation 494

#### 23.4 Responding to External Signals 495

Responding to Gravity: Gravitropism 495

Responding to Light: Phototropism 496

Responding to Contact: Thigmotropism 497

Responding to the Passage of the Seasons 497

On to a More Detailed Picture of Plants 498

Chapter Review 499

- **ESSAYS** What Is Plant Food? 486  
Keeping Cut Flowers Fresh 492  
Ripening Fruit Is a Gas 494

### Chapter 24 The Angiosperms: Form and Function in Flowering Plants 502

#### 24.1 Two Ways of Categorizing Flowering Plants 504

The Life Spans of Angiosperms: Annuals, Biennials, and Perennials 504

A Basic Difference among Flowering Plants:

Monocotyledons and Dicotyledons 504

#### 24.2 There Are Three Fundamental Types of Plant Cells 506

Parenchyma Cells 506

Sclerenchyma Cells 506

Collenchyma Cells 506

Parenchyma as Starting-State Cells 506

- 24.3 The Plant Body and Its Tissue Types 507**  
 First: A Distinction Between Primary and Secondary Growth Tissue 507  
 Dermal Tissue Is the Plant's Interface with the Outside World 507  
 Ground Tissue Forms the Bulk of the Primary Plant 508  
 Vascular Tissue Forms the Plant's Transport System 508  
 Meristematic Tissue and Primary Plant Growth 510
- 24.4 How a Plant Grows: Apical Meristems Give Rise to the Entire Plant 510**  
 A Closer Look at Root and Shoot Apical Meristems 511
- 24.5 Secondary Growth Comes from a Thickening of Two Types of Tissues 513**  
 Secondary Growth through the Vascular Cambium: Secondary Xylem and Phloem 513  
 Secondary Xylem Is Responsible for Most of a Plant's Widening 514  
 Secondary Growth through the Cork Cambium: The Plant's Periphery 515
- 24.6 How the Plant's Vascular System Functions 516**  
 How the Xylem Conducts Water 516  
 Food the Plant Makes Is Conducted through Phloem 518
- 24.7 Sexual Reproduction in Flowering Plants 520**  
 Flowering Plants Reproduce through an Alternation of Generations 521  
 Development of the Male and Female Gametophyte Generation 522  
 Fertilization of Two Sorts: A New Zygote and Food for It 524
- 24.8 Embryo, Seed, and Fruit: The Developing Plant 525**  
 The Development of a Seed 525  
 The Development of Fruit 525  
 Fruits Serve in Protection and in Seed Dispersal 527  
 Seed Dormancy Can Be Used to a Plant's Advantage 528
- On to Animals 528**  
**Chapter Review 529**
- **ESSAYS** A Tree's History Can Be Seen in Its Wood 515  
 The Syrup for Your Pancakes Comes from Xylem 518
  - **MEDIALAB** Why Do We Need Plants Anyway?  
 The Importance of Plant Diversity 532

## **Unit 6 What Makes the Organism Tick? Animal Anatomy and Physiology**

- Chapter 25 Introduction to Human Anatomy and Physiology: The Integumentary, Skeletal, and Muscular Systems 534**

- 25.1 The Disciplines of Anatomy and Physiology 536**
- 25.2 How Does the Body Regulate Itself? 536**  
 Large-Scale Features of the Body 537
- 25.3 Levels of Physical Organization 537**
- 25.4 The Human Body Has Four Basic Tissue Types 538**  
 Epithelial Tissue 538  
 Connective Tissue 538  
 Muscle Tissue 538  
 Nervous Tissue 540
- 25.5 Organs Are Made of Several Kinds of Tissues 540**
- 25.6 Organs and Tissues Make up Organ Systems 540**  
 Organ Systems 1: Body Support and Movement—The Integumentary, Skeletal, and Muscular Systems 540  
 Organ Systems 2: Coordination, Regulation, and Defense—The Nervous, Endocrine, and Lymphatic Systems 541  
 Organ Systems 3: Transport and Exchange with the Environment—The Cardiovascular, Respiratory, Digestive, and Urinary Systems 542
- 25.7 The Integumentary System: Skin and Its Accessories 543**  
 The Structure of Skin 543  
 The Outermost Layer of Skin, the Epidermis 543  
 Beneath the Epidermis: The Dermis and Hypodermis 544  
 Accessory Structures of the Integumentary System 544
- 25.8 The Skeletal System 546**  
 Function and Structure of Bones 547  
 Practical Consequences of Bone Dynamics 548  
 The Human Skeleton 548  
 Joints 550
- 25.9 The Muscular System 550**  
 The Makeup of Muscle 551  
 How Muscles Work 551
- On to the Nervous and Endocrine Systems 553**  
**Chapter Review 553**
- **ESSAY** There Is No Such Thing as a Fabulous Tan 545

## **Chapter 26 Communication and Control: The Nervous and Endocrine Systems 558**

- 26.1 Structure of the Nervous System 560**
- 26.2 Cells of the Nervous System 562**  
 Anatomy of a Neuron 563  
 The Nature of Glial Cells 563  
 Nerves 564
- 26.3 How Nervous-System Communication Works 564**  
 Communication within an Axon 564  
 Movement Down the Axon 564

Communication between Cells: The Synapse	566
The Importance of Neurotransmitters	566
<b>26.4 The Spinal Cord</b>	<b>567</b>
The Spinal Cord and the Processing of Information	567
Quick, Unconscious Action: Reflexes	568
<b>26.5 The Autonomic Nervous System</b>	<b>568</b>
Sympathetic and Parasympathetic Divisions	569
<b>26.6 The Human Brain</b>	<b>569</b>
Six Major Regions of the Brain	570
<b>26.7 The Nervous System in Action: Our Senses</b>	<b>571</b>
<b>26.8 Our Senses of Touch</b>	<b>572</b>
<b>26.9 Our Sense of Smell</b>	<b>573</b>
<b>26.10 Our Sense of Taste</b>	<b>574</b>
<b>26.11 Our Sense of Hearing</b>	<b>575</b>
<b>26.12 Our Sense of Vision</b>	<b>577</b>
<b>26.13 The Endocrine System</b>	<b>580</b>
<b>26.14 Types of Hormones</b>	<b>581</b>
<b>26.15 How Is Hormone Secretion Controlled?</b>	<b>582</b>
Hormonal Hierarchy: The Hypothalamus	582
The Pituitary Gland	582
<b>26.16 Hormones in Action: Two Examples</b>	<b>584</b>
Oxytocin: Many Roles in Reproduction	584
Cortisol: Stress and Illness	584
<b>On to the Immune System</b>	<b>586</b>
<b>Chapter Review</b>	<b>586</b>
• <b>ESSAY</b> Too Loud	575
 <b>Chapter 27</b> Defending the Body: The Immune System	<b>590</b>
<b>27.1 Two Types of Immune Defense</b>	<b>592</b>
 <b>27.2 Nonspecific Defenses</b>	<b>593</b>
Nonspecific Cells and Proteins	593
Nonspecific Defense and the Inflammatory Response	593
<b>27.3 Specific Defenses</b>	<b>594</b>
Antibody-Mediated and Cell-Mediated Immunity	595
 <b>27.4 Antibody-Mediated Immunity</b>	<b>597</b>
The Fantastic Diversity of Antibodies	597
The Cloning and Differentiation of B Cells	597
The Action of the Antibodies	598
<b>27.5 Cell-Mediated Immunity</b>	<b>598</b>
Cells Bearing Invaders: Antigen-Presenting Cells	598
Helper T Cells and Cytotoxic T Cells	599
<b>27.6 AIDS: Attacking the Defenders</b>	<b>600</b>
<b>27.7 The Immune System Can Cause Trouble</b>	<b>602</b>
<b>On to Transport and Exchange</b>	<b>603</b>
<b>Chapter Review</b>	<b>603</b>
• <b>MEDIALAB</b> How Does Your Body Fight the Flu? Understanding the Immune System	606
 <b>Chapter 28</b> Transport and Exchange: Blood, Breath, Digestion, and Elimination	<b>608</b>
<b>28.1 The Cardiovascular System</b>	<b>609</b>
The Composition of Blood: Formed Elements and Plasma	610
Formed Elements	610
Blood's Other Major Component: Plasma	610
<b>28.2 Blood Vessels</b>	<b>611</b>
<b>28.3 The Heart and Blood Circulation</b>	<b>612</b>
Following the Path of Circulation	613
Valves Control the Flow of Blood	613
<b>28.4 What Is a Heart Attack?</b>	<b>613</b>
<b>28.5 Distributing the Goods: The Capillary Beds</b>	<b>614</b>
Forces That Work on Exchange through Capillaries	615
Muscles and Valves Work to Return Blood to the Heart	615
<b>28.6 The Respiratory System</b>	<b>616</b>
Structure of the Respiratory System	616
<b>28.7 Steps in Respiration</b>	<b>617</b>
First Step: Ventilation	617
Next Steps: Exchange of Gases	618
<b>28.8 The Digestive System</b>	<b>618</b>
<b>28.9 Structure of the Digestive System</b>	<b>619</b>
The Digestive Tract in Cross Section	619
<b>28.10 Steps in Digestion</b>	<b>620</b>
The Pharynx and Esophagus	620
The Stomach	621
The Small Intestine	621
The Pancreas	622
The Gallbladder and the Liver	622
The Large Intestine	623
<b>28.11 The Urinary System in Overview</b>	<b>624</b>
<b>28.12 Structure of the Urinary System</b>	<b>624</b>

**28.13 How the Kidneys Function 625**

First Kidney Function: Filtration in Bowman's Capsule 625

Second Kidney Function: Reabsorption from the Proximal Tubule 627

Third Kidney Function: Secretion into the Nephron Tubule 627

Fourth Kidney Function: Concentration in the Loop of Henle and the Collecting Duct 627

**28.14 Hormonal Control of Water Retention 628****28.15 Urine Storage and Excretion 628**

The Urinary Bladder 628

The Urethra 629

Urine Excretion 629

**On to Development and Reproduction 629****Chapter Review 630****Chapter 29 An Amazingly Detailed Script: Animal Development 634****29.1 General Processes in Development 636**

Two Cells Become One: Fertilization 636

Three Phases of Early Embryonic Development 636

Themes in Development: From General to Specific; Retention of Structures and Processes 639

**29.2 What Factors Underlie Development? 640**

The Process of Induction 640

The Interaction of Genes and Proteins 640

Three Lessons in One Gene 640

**29.3 Unity in Development: Homeobox Genes 642****29.4 Developmental Tools: Sculpting the Body 643****29.5 The Promise of Stem Cells 643**

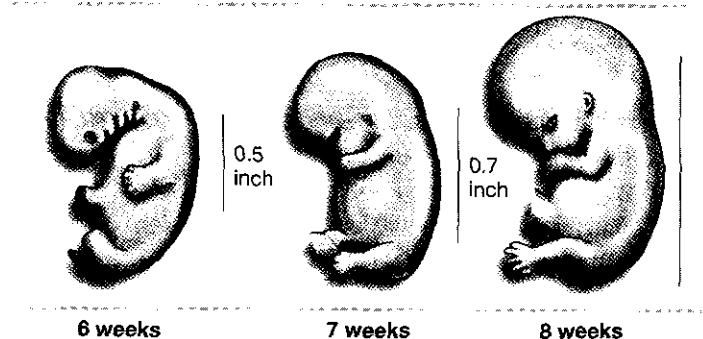
Cell Fates: Determined and Committed 643

The Breakthrough in Embryonic Stem Cells 644

Adult Stem Cells 645

The Ethical Debate over Embryonic Stem Cells 645

The Future of Stem Cells 645

**On to Human Reproduction 646****Chapter Review 646****Chapter 30 How the Baby Came to Be: Human Reproduction 650****30.1 Overview of Human Reproduction and Development 651**

Reproduction in Outline 652

**30.2 The Female Reproductive System 653**

The Female Reproductive Cycle 653

How Does an Egg Develop? 654

Changes through the Female Life Span 655

**30.3 The Male Reproductive System 659**

Structure of the Testes 659

Male and Female Gamete Production Compared 660

Further Development of Sperm 660

Supporting Glands 662

**30.4 The Union of Sperm and Egg 662**

How Latecomers Are Kept Out 662

**30.5 Human Development Prior to Birth 662**

Early Development 665

Development through the Trimesters 666

**30.6 The Birth of the Baby 668****On to Ecology 669****Chapter Review 670**

- **ESSAYS** Hormones and the Female Reproductive Cycle 656
- Methods of Contraception 661
- Sexually Transmitted Disease 664

- **MEDIALAB** Are Test Tube Babies the Solution? Understanding Reproductive Problems 674

**Unit 7 The Living World as a Whole: Ecology and Animal Behavior****Chapter 31 An Interactive Living World: Populations and Communities in Ecology 676**

### 31.1 The Study of Ecology 678

Ecology Is Not Environmentalism 678  
Path of Study 678

### 31.2 Populations: Size and Dynamics 679

Estimating the Size of a Population 680  
Growth and Decline of Populations over Time 680  
Calculating Exponential Growth in a Population 682  
Logistical Growth of Populations: Reality Makes an Appearance 683

### 31.3 r-Selected and K-Selected Species 684

K-Selected, or Equilibrium, Species 685  
r-Selected, or Opportunist, Species 685  
Survivorship Curves: At What Point Does Death Come in the Life Span? 685

### 31.4 Thinking about Human Populations 686

Survivorship Curves Are Constructed from Life Tables 686  
Population Pyramids: What Proportion of a Population Is Young? 686  
The World's Human Population: Finally Stabilizing 687  
Human Population and the Environment 688


### 31.5 Communities: Looking at the Interactions of Many Populations 689

Large Numbers of a Few Species: Ecological Dominants 690  
Importance beyond Numbers: Keystone Species 690  
Variety in Communities: What Is Biodiversity? 691

### 31.6 Types of Interaction among Community Members 692

Two Important Community Concepts: Habitat and Niche 692  
Competition among Species in a Community 692  
Other Modes of Interaction: Predation and Parasitism 694  
Parasites: Making a Living from the Living 696  
The Effect of Predator-Prey Interactions on Evolution 696  
Beneficial Interactions: Mutualism and Commensalism 698  
Coevolution: Species Driving Each Other's Evolution 698

High biodiversity



Low biodiversity



### 31.7 Succession in Communities 699

An Example of Primary Succession: Alaska's Glacier Bay 700  
Common Elements in Primary Succession 701  
Lessons in Succession from Mount St. Helens 701

### On to Ecosystems and Biomes 703

#### Chapter Review 704

- **ESSAYS** Purring Predators: Housecats and Their Prey 695  
Why Do Rabid Animals Go Crazy? 702
- **MEDIALAB** Can Earth Support All of Us? Population Growth Patterns 708

## Chapter 32 An Interactive Living World: Ecosystems and the Biosphere 710

### 32.1 The Ecosystem Is the Fundamental Unit of Ecology 711

### 32.2 Abiotic Factors Are a Major Component of Any Ecosystem 712

The Cycling of Ecosystem Resources 712

### 32.3 How Energy Flows through Ecosystems 718

Producers, Consumers, and Trophic Levels 719  
Accounting for Energy Flow through the Trophic Levels 721  
Primary Productivity Varies across the Earth by Region 723

### 32.4 Earth's Physical Environment 723

Earth's Atmosphere 723  
The Worrisome Issue of Ozone Depletion 725  
The Worrisome Issue of Global Warming 725  
Earth's Climate: Why Are Some Areas Wet and Some Dry, Some Hot and Some Cold? 728  
The Circulation of the Atmosphere and Its Relation to Rain 729  
Mountain Chains Affect Precipitation Patterns 730  
The Importance of Climate to Life 730

### 32.5 Earth's Biomes 731

Cold and Lying Low: Tundra 731  
Northern Forests: Taiga 732  
Hot in Summer, Cold in Winter: Temperate Deciduous Forest 732  
Dry but Sometimes Very Fertile: Grassland 733  
Chaparral: Rainy Winters, Dry Summers 734  
The Challenge of Water: Deserts 734  
Lush Life, Now Threatened: Tropical Rain Forests 735

### 32.6 Life in the Water: Aquatic Ecosystems 735

Marine Ecosystems 735  
Freshwater Systems 739  
Life's Largest Scale: The Biosphere 742

### On to Animal Behavior 742

#### Chapter Review 743

- **ESSAYS** A Cut for the Middleman: Livestock and Food 724

Good News about the Environment 736  
 Our Overfished Oceans 739

- **MEDIALAB** El Niño and the Greenhouse Effect: How Climate Affects Our Weather, Food, and Water Supplies 748

## **Chapter 33 Animals and Their Actions: Animal Behavior 750**

### **33.1 The Field of Animal Behavior 752**

Animal Behavior Asks What, Why, and How 752  
 Proximate and Ultimate Causes 753  
 Ultimate Cause and Natural Selection 754

### **33.2 The Web of Behavioral Influences 754**

### **33.3 Internal Influences on Behavior 755**

Reflexes 755  
 Action Patterns 755  
 Orientation Behavior: Taxis 756  
 Biological Rhythms: The Internal Clock 757  
 Longer Internal Cycles: Annual Clocks 757  
 The Effects of Hormones 758

### **33.4 Learning and Behavior 759**

Establishing Relationships: Imprinting 759  
 The Sensitive Period 760  
 Other Forms of Learning 760

### **33.5 Behavior in Action: How Birds Acquire Their Songs 761**

### **33.6 Social Behavior 765**

Why Live Alone—or Together? 765  
 Dominance Hierarchies 766  
 Territoriality 766  
 Eusociality: Life in Animal Societies 766

### **33.7 Altruism in the Animal Kingdom 768**

Inclusive Fitness at Work 770  
 Reciprocal Altruism 771

### **On to ... the Rest of Life 771**

### **Chapter Review 774**

- **ESSAYS** Biological Rhythms and Sports 758  
 Are Men “Naturally” Promiscuous and Women Reserved? 762  
 How Did We Learn? How Do Sea Turtles Find Their Way? 772

## **Appendix AP-1**

## **Answers to Multiple-Choice and Brief Review Questions A-1**

## **Glossary G-1**

## **Photo Credits PC-1**

## **Index I-1**