






DVD-ROM features over 2 hours of  
 **TOTAL TRAINING™** video hosted by Deke McClelland



# Adobe Photoshop CS2

**one-on-one™**



**deke™**  
**PRESS**  
**O'REILLY®**

DEKE McCLELLAND

# CONTENTS

<b>PREFACE.</b>	<b>How One-on-One Works</b>	<b>xiii</b>
<b>LESSON 1.</b>	<b>Open and Organize</b>	<b>3</b>
	What Is Photoshop?	5
	Opening an Image	5
	Organizing Your Photos	10
	Using Metadata	17
	Batch Renaming	23
	Printing Thumbnails	26
<b>LESSON 2.</b>	<b>Highlights, Midtones, and Shadows</b>	<b>33</b>
	Brightness and Contrast	35
	Automatic Image Correction	36
	Adjusting Brightness Levels	42
	Correcting with Curves	49
	Compensating for Flash and Backlighting	55
<b>LESSON 3.</b>	<b>Correcting Color Balance</b>	<b>61</b>
	What Are Hue and Saturation?	63
	Fixing a Color Cast	64
	Tint and Color	70
	Colorizing a Grayscale Image	73
	Correcting Camera Raw	79

<b>LESSON 4.</b>	<b>Making Selections</b>	<b>97</b>
	Isolating an Image Element	99
	Selecting Colored Areas with the Magic Wand	100
	Using the Marquee Tools	108
	Selecting an Irregular Image	115
	Drawing Precise Curves	124
<b>LESSON 5.</b>	<b>Crop, Straighten, and Size</b>	<b>135</b>
	Whole-Image Transformations	135
	The Order in Which We Work	138
	Auto Crop and Straighten	138
	Straightening a Crooked Image	141
	Using the Crop Tool	146
	Resizing an Image	153
<b>LESSON 6.</b>	<b>Paint, Edit, and Heal</b>	<b>161</b>
	The Essential Eight, Plus Three	163
	The Three Editing Styles	163
	Coloring Scanned Line Art	164
	Adding Fills and Textures	173
	Dodge, Burn, Sponge, and Smudge	183
	Healing and Patching	194
<b>LESSON 7.</b>	<b>Creating and Applying Masks</b>	<b>207</b>
	Seeing through Photoshop's Eyes	207
	Using the Color Range Command	211
	Refining a Selection with a Quick Mask	216
	Extracting a Photographic Element	225
	Defining a Mask from Scratch	232
	Putting the Mask in Play	240
<b>LESSON 8.</b>	<b>Focus and Filters</b>	<b>247</b>
	The Subterfuge of Sharpness	249
	Sharpening an Image	250
	Using the Vanishing Point Filter	260

<b>LESSON 9.</b>	<b>Building Layered Compositions</b>	<b>283</b>
	The Benefits and Penalties of Layers	283
	How to Manage Layers	286
	Arranging and Modifying Layers	287
	Importing, Transforming, and Warping Layers	294
	Masks, Knockouts, and Luminance Blending	309
	Working with Layer Comps	321
 <b>LESSON 10.</b>	 <b>Text and Shapes</b>	 <b>331</b>
	The Vector-Based Duo	333
	Creating and Formatting Text	334
	Drawing and Editing Shapes	353
	Bending and Warping Type	366
 <b>LESSON 11.</b>	 <b>Styles and Specialty Layers</b>	 <b>377</b>
	The Amazing World of Live Effects	377
	Layer Attributes Versus Layers	381
	Adding Layer Effects	381
	Applying Strokes and Glows	388
	Simulating Reflections with Bevel and Emboss	393
	Fixing Problem Effects	400
	Creating and Modifying Adjustment Layers	407
	Working with Smart Objects	421
 <b>LESSON 12.</b>	 <b>Printing and Output</b>	 <b>431</b>
	Local Printing Versus Commercial Reproduction	433
	RGB Versus CMYK	434
	Printing to an Inkjet Printer	435
	Preparing a CMYK File for Commercial Reproduction	446
	Packing Multiple Pictures onto a Single Page	457
 <b>INDEX.</b>		 <b>465</b>